



# SOUTH EAST REGIONAL COLLEGE PRE-DEPARTURE PACK



## KwaZulu-Natal Community Volunteering Project

**AFRICA**

**GLOBAL** reach. **ADVENTURE** for all. **PROJECTS** to inspire.

# TRIP OVERVIEW

AFRICA

## South East Regional College – Booking Reference 4857

### Travel Dates:

3<sup>rd</sup> June 2026 – 18<sup>th</sup> June 2026

### Flights:

Flight No	Flight Date	Dept.	Dept. Time	Arr.	Arr. Time
AF1817	03/06/2026	Dublin (DUB)	16:20	Paris (CDG)	19:05
AF990	03/06/2026	Paris (CDG)	23:20	Johannesburg (JNB)	10:20 + 1 Day
FA262	04/06/2026	Johannesburg (JNB)	14:25	King Shaka Int: Durban (DUR)	15:35
FA263	18/06/2026	King Shaka Int: Durban (DUR)	16:10	Johannesburg (JNB)	17:20
KL0592	18/06/2026	Johannesburg (JNB)	23:15	Amsterdam (AMS)	10:20 + 1 Day
KL1139	19/06/2026	Amsterdam (AMS)	12:00	Dublin (DUB)	12:40

\*Always check the flight timings on your final documents

**Baggage Allowance** – 1 piece of checked baggage @20kgs, 1 piece of hand baggage @ 7kgs max dimensions 56x36x23 cms

### Project:

KwaZulu-Natal Community Volunteering Project

## Arrival at Johannesburg International Airport (OR Tambo)

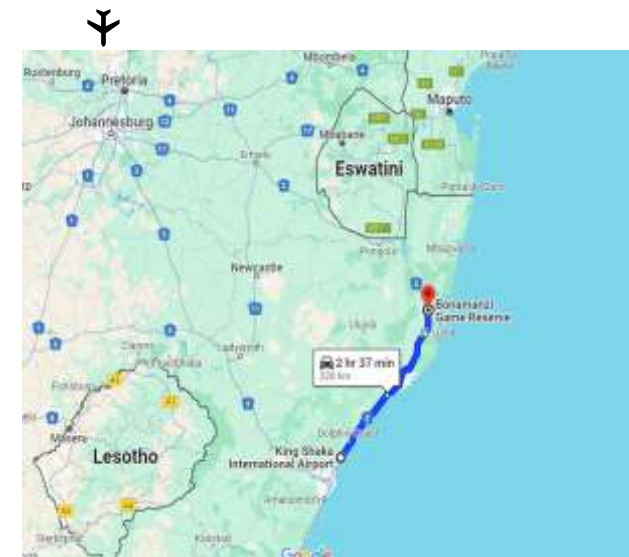
Upon arrival at Johannesburg airport, you must clear passport control and collect your baggage from baggage reclaim before heading into the arrivals hall.

Either Carmen or Lesedi, the GAP Africa Projects representative, will meet you **next to the statue** as you come into the arrivals hall. They will assist you in checking in for your onward flight at the Domestic Terminal, Terminal B, for your FlySafair flight to Durban Airport (King Shaka).

Upon arrival at Durban Airport (King Shaka) you must collect your bags. A representative from Excellent Shuttles will meet you in the arrivals hall for your transfer to Bonamanzi Game Reserve, a drive of approximately 3 hours.

The driver will stop at a shop on the way for you to get snacks, drinks etc.

If for any reason you cannot locate the representative, please call Lundy on 081 816 2541.





## Practical Advice

### Power / Electricity

It is important that you take the right travel adapter so you can charge your phone and other devices whilst away.



### Drinking Water:

Drinking water is available at the project; always make sure you keep hydrated and have packed an insulated water bottle. We recommend taking concentrated squash as the water will taste different from home.



## Insurance

Personal travel insurance is compulsory. Travel insurance does not need to be expensive and there are many good deals available for backpackers etc. Always be sure to check the insurance details to make sure you are covered for Covid 19, theft, loss, illness and injury. Check to see if your medical benefits are paid out as they incur or on your return home.

You should select 'Adventure Pack' as this will cover you for the type of activities you will undertake during your trip.



<https://www.true Traveller.com/?tag=4480>

## Passport Requirements

It can take up to 6 weeks to obtain a passport – remember to start this process in plenty of time.

Your passport needs to be valid for at least 30 days beyond your intended stay and have at least two blank pages.

## Stay safe overseas – KBYG

The better prepared you are when you travel abroad the safer you will be. The Foreign, Commonwealth and Development Office offers 'Know Before You Go' travel advice, including simple precautions you can take before and during your trip.

To find out more, check out their website:

<https://www.gov.uk/browse/abroad/travel-abroad>

## Visa Requirements

A visa is not required for British Passport holders, all other nationalities should check the requirements via the website below, if required a visa can be obtained from the South African High Commission.

<http://www.dha.gov.za/index.php/immigration-services/exempt-countries>

## Health Risks

### Immunisation:

When entering South Africa, no international immunisation is required. However, a yellow fever vaccination certificate is required from travellers if they enter South Africa within 6 days of leaving an infected country.

Our advice: Visit your local (travel) doctor to get up-to-date information about requirements when travelling.

DTP inoculation (diphtheria, tetanus and polio) is essential. Please visit the following web page for advice from the UK Foreign Office:

<https://travelhealthpro.org.uk/country/201/south-africa>

### Malaria:

The project is located in a malaria free area.

<http://www.sa-venues.com/malaria-risk-areas.htm>

### HIV/Aids in South Africa:

As in other countries, HIV/Aids is a serious concern in South Africa and one you must be aware of. You should always be careful when dealing with an injured person to avoid the risk of infection. Always take necessary precautions and avoid sexual contact.

### Sun:

South Africa has a warm sunny climate, you should wear sunscreen and a hat whenever you are out of doors during the day, particularly between 10am and 4 pm – regardless of whether there is cloud cover or not. Whatever your complexion you can still get sunburned if you are from a cooler climate. Sunglasses are also recommended as the glare of the African sun can be very strong.

# USEFUL INFORMATION

AFRICA

## What To Expect 'Weatherwise' From May To August

Make sure you are ready for the **chilly nights** and crisp mornings during autumn and winter in South Africa. Staying warm will be key to you enjoying your experience.

The months of May to August are characterised by cool, dry, and sunny days with **very cold** nights. As soon as the sun dips, the temperature will drop and can go down to near or below freezing, resulting in frost.

It is recommended that you layer smartly: avoid cotton next to the skin as it traps moisture and makes you colder. Keep spare socks and gloves in a sealed plastic bag to ensure dryness.

Whilst blankets are provided, we also recommend a **sleeping bag liner** as well as the following kit list:

### Clothing & Layers

- Thermal base layers: Lightweight long-sleeve tops and leggings.
- Mid-layers: Fleece jackets/jumpers or wool sweaters
- Insulated outer layer: A down or synthetic-filled jacket
- Waterproof shell: Wind and water-proof jacket and trousers

### Accessories and Footwear:

- Beanie or woollen hat
- Thermal gloves or mittens
- Thermal socks (wool or synthetic; bring at least three pairs)
- Insulated hiking/walking boots: Waterproof, broken in, with good grip/sole
- Lip balm and moisturiser (such as Vaseline)
- Disposable or USB rechargeable heat packs



If you feel the cold, pack appropriately!

# USEFUL INFORMATION

AFRICA

## Climate

KwaZulu-Natal is one of the cooler regions of South Africa, with an average daily high temperature of 25 C. The driest months are May to August, most rain days occur from October to January.

It can get very cold in the evenings and at night during the winter months, July being the coldest month.

Have a look at the AccuWeather website for more information, link below:

<https://www.accuweather.com/en/za/hluhluwe/298995/weather-forecast/298995>

## Currency & Credit Cards

The currency for South Africa is the South African Rand (ZAR). Foreign exchange may be arranged at the airport or in major centres. It is not recommended that travellers carry large sums of cash, keep a reasonable amount on hand and primarily use credit cards.

All major credit cards are widely accepted in main towns, although local communities only take cash.

Wise Travel Card offers up to £500.00 with no transfer fee for Gap Africa Project travellers:



<https://wise.prf.hn/l/XZJx9gq>



## Tipping

Whilst there is no obligation, it is a nice gesture to show your appreciation for the rangers and housekeeping staff by leaving a small tip/donation for the staff at the reserve when you leave; any amount is always appreciated.

# USEFUL INFORMATION

AFRICA

## Phones & Internet

Mobile phone coverage is generally good at Bundu Camp, although there may be some areas on the reserve where there isn't any coverage.

Some Wi-Fi is provided free of charge at the accommodation. Internet speeds are not up to international urban standards but are effective for communication.

We have partnered with Holafly eSim provider 5% discount use code GAPAFRICAPROJECTS.







## Benefits of an eSIM

- Unlimited Data Plans
- Uses both Vodacom and MTN the two major networks in South Africa
- Keep your WhatsApp number
- Immediate Delivery

Holafly



<https://shorturl.at/sxE29>

 <b>Unlimited data</b> Enjoy unlimited data while traveling to numerous destinations worry-free. <a href="#">Learn more</a>	 <b>Keep using your favorite apps</b> Get that safe ride home, find that great restaurant, and pin the local attractions, all while staying connected with your loved ones.	 <b>Keep your WhatsApp number</b> You can call and message all your contacts on WhatsApp, like you're in the same country. Don't lose touch with family and friends.
 <b>24/7 Customer Support</b> In need of assistance? Our 24/7 chat support is just a message away to keep you connected and help you with everything you need.	 <b>Fast and Reliable Internet Connection</b> Connect to the best networks at your destination and get internet that's both reliable and fast.	 <b>Enjoy dual SIMs</b> Enjoy the flexibility of our digital eSIM while keeping the option to use your original SIM as usual whenever you need it.

# ACCOMMODATION & LIFESTYLE

AFRICA

## Bundu Camp – Bonamanzi

Chalet style accommodation is provided during your time in Bonamanzi Game Reserve. You will be accommodated in twin rooms, 2 rooms share bathroom facilities of shower, toilet and basin.

All guests will eat together in the communal dining room or outside in the covered dining area. On one evening a Potjie competition will be held so everyone gets involved!

There isn't a washing machine, but clothes can be hand washed.

The camp faces East, with a view over False Bay and the iSimangaliso Wetlands.



# ACCOMMODATION & LIFESTYLE

AFRICA

## Food at the Project

Three meals are provided a day prepared by the kitchen staff.

Breakfasts will consist of toast and cereals; lunch may include pasta, wraps, burgers, stir fry; dinners include meat, fish and vegetables with rice, potatoes or pasta.

On weekends a braai (BBQ) is often organised.

## Dietary Requirements

Provision can be made for Vegetarian & Vegan diets and for those who have a medical condition such as Coeliac disease that requires a Gluten Free Diet and for those with severe allergies to dairy, eggs or nuts.



## Suggested kit list

To allow for ease of transfer to the project a soft holdall/ soft suitcase is preferred.

- Short and long sleeve t-shirts
- Long work trousers and shorts (or work/zip-off trousers)
- Hiking boots/comfortable walking shoes to work in every day
- Waterproof jacket
- Sweatshirt/Fleece (Winter months pack plenty)
- Padded jacket/windbreaker (Winter months) although it can get very cold on an open vehicle even in summer
- Socks
- Underwear
- Change of casual clothes for evenings
- Sandals / comfy shoes to wear after work hours
- Warm hat (Winter only) / Hat for sun protection (all year)
- Gloves for warmth (Winter only)
- Daypack rucksack
- Swimwear
- Beach Towel
- Sunscreen and Sunglasses
- Personal medical items
- First aid kit
- Toiletries
- Tick / Insect repellent
- Water bottle

### Other useful items:

- Binoculars
- Camera
- Power bank
- Good torch

\* All work clothes should be neutral or earth tones for working in the bush. No skimpy or bright-coloured clothing to be worn

# USEFUL INFORMATION

AFRICA

## First Aid Kit

It is strongly advisable that you pack your own mini first-aid kit of everyday essentials. This should include:

- Paracetamol / Ibuprofen (or equivalent)
- Antihistamines (eases a reaction to any bites or stings)
- Antiseptic cream (e.g. Savlon/Germolene/Sudocrem)
- Bite and sting cream
- Plasters
- Imodium (anti-diarrheal medication)
- Dioralyte (fast-acting oral rehydration treatment designed to replace fluids and body salts (electrolytes) lost during diarrhoea or vomiting)
- Tick remover



# WHAT'S INCLUDED

AFRICA

## What is Included?

- Flights
- Transfers to/from project
- Accommodation
- Three meals per day unless specified
- All activities as part of the project
- Airport meet/greet
- 24/7 In country support

## NOT Included

- UK Transfers
- Personal Travel Insurance \*
- Meals on travel days – before arriving & after departing from project
- Any activities not specified as part of the project
- Visas/travel documents

\* Provided by the college – please confirm with your college the details of the insurance provided.





**GLOBAL** reach. **ADVENTURE** for all. **PROJECTS** to inspire.

Explore our network of Global Adventure Projects:



[GLOBALADVENTUREPROJECTS.COM](http://GLOBALADVENTUREPROJECTS.COM)

