



MERRIST WOOD COLLEGE PRE-DEPARTURE PACK



Shamwari Group Expedition



GLOBAL reach. **ADVENTURE** for all. **PROJECTS** to inspire.

TRIP OVERVIEW

AFRICA

Merrist Wood College – Booking Reference 4850

Travel Dates:

14th February – 27th February 2027

Flights:

Flight No	Flight Date	Dept.	Dept. Time	Arr.	Arr. Time
VS449	14/02/2027	London Heathrow (LHR)	19:40	Johannesburg (JNB)	08:50 + 1 Day
TBC	15/02/2027	Johannesburg (JNB)	TBC	Port Elizabeth (PLZ)	TBC
TBC	27/02/2027	Port Elizabeth (PLZ)	TBC	Johannesburg (JNB)	TBC
VS450	27/02/2027	Johannesburg (JNB)	21:30	London Heathrow (LHR)	06:50 + 1 Day

*Always check the flight timings on your final documents

Baggage Allowance –1 piece of checked baggage @ 20kgs & 1 piece of hand baggage @ 7kgs and max dimensions 56x36x23cm

Project:

Shamwari Group Expedition

Arrival at Johannesburg International Airport (OR Tambo)

Upon arrival at Johannesburg airport, you must clear passport control and collect your baggage from baggage reclaim before heading into the arrivals hall.

Either Carmen or Lesedi, the GAP Africa Projects representative, will meet you **next to the statue** as you come into the arrivals hall.

They will assist you in checking in for your onward flight at the Domestic Terminal, Terminal B, for your FlySafair flight to Port Elizabeth.

On arrival at Port Elizabeth Airport, you will be met by a representative from Wargan Tours to transfer you to Shamwari Game Reserve, the transfer will take approximately 2 hours.

If for any reason you cannot locate the representatives, please call:

Wargan Tours on +27 (0) 82 375 3597



CONTACT DETAILS

AFRICA

Address

Shamwari Private Game Reserve
PO Box 93
Paterson, Eastern Cape 6130
South Africa

Shamwari Landline

Telephone: +27 (0) 42 235 1121
Reception: +27 (0) 42 203 1183
Emergency: +27 (0) 42 203 1187/1283
(Out of hours and Weekends)

Mobile

+27(0) 78 107 4143
Cindy Stadler (Project Manager)

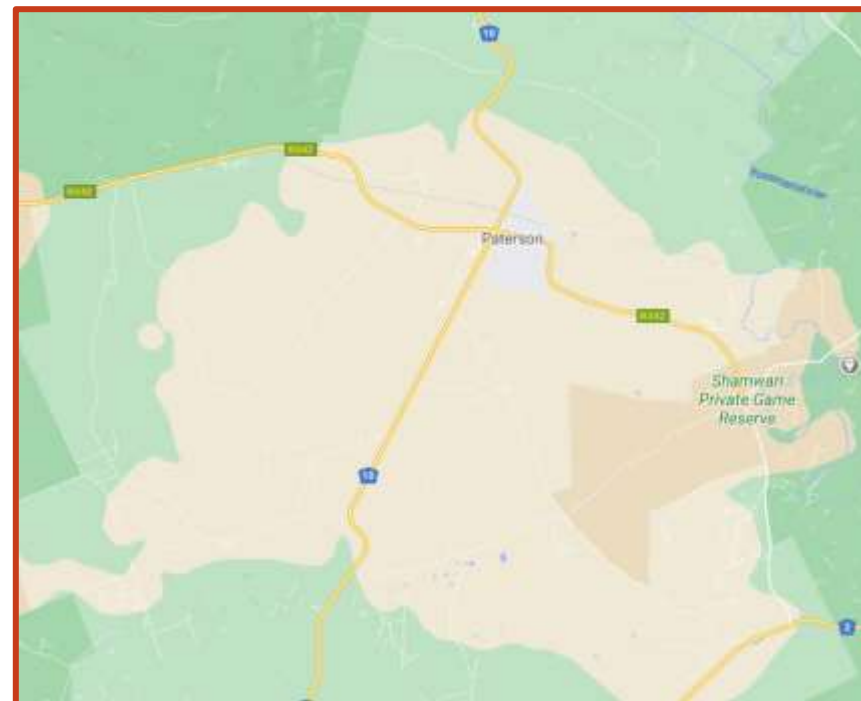
Gap Africa Projects

+44 (0) 744 260 1694

24 Hour Emergency Only

Gap Africa Projects In Country contact:

+27 (0) 79 313 2276 Carmen Warmenhove



Practical Advice

Power / Electricity

It is important that you take the right travel adapter so you can charge your phone and other devices whilst away.



Drinking Water:

Drinking water is available at the project; always make sure you keep hydrated and have packed an insulated water bottle. We recommend taking concentrated squash as the water will taste different from home.



Insurance

Personal travel insurance is compulsory. Travel insurance does not need to be expensive and there are many good deals available for backpackers etc. Always be sure to check the insurance details to make sure you are covered for Covid 19, theft, loss, illness and injury. Check to see if your medical benefits are paid out as they incur or on your return home.

You should select 'Adventure Pack' as this will cover you for the type of activities you will undertake during your trip.



<https://www.true Traveller.com/?tag=4480>

Passport Requirements

It can take up to 6 weeks to obtain a passport – remember to start this process in plenty of time.

Your passport needs to be valid for at least 30 days beyond your intended stay and have at least two blank pages.

Stay safe overseas – KBYG

The better prepared you are when you travel abroad the safer you will be. The Foreign, Commonwealth and Development Office offers 'Know Before You Go' travel advice, including simple precautions you can take before and during your trip.

To find out more, check out their website:

<https://www.gov.uk/browse/abroad/travel-abroad>

Visa Requirements

A visa is not required for British Passport holders, all other nationalities should check the requirements via the website below, if required a visa can be obtained from the South African High Commission.

<http://www.dha.gov.za/index.php/immigration-services/exempt-countries>

Health Risks

Immunisation:

When entering South Africa, no international immunisation is required. However, a yellow fever vaccination certificate is required from travellers if they enter South Africa within 6 days of leaving an infected country.

Our advice: Visit your local (travel) doctor to get up-to-date information about requirements when travelling.

DTP inoculation (diphtheria, tetanus and polio) is essential. Please visit the following web page for advice from the UK Foreign Office:

<https://travelhealthpro.org.uk/country/201/south-africa>

Malaria:

The project is located in a malaria free area.

<http://www.sa-venues.com/malaria-risk-areas.htm>

HIV/Aids in South Africa:

As in other countries, HIV/Aids is a serious concern in South Africa and one you must be aware of. You should always be careful when dealing with an injured person to avoid the risk of infection. Always take necessary precautions and avoid sexual contact.

Sun:

South Africa has a warm sunny climate, you should wear sunscreen and a hat whenever you are out of doors during the day, particularly between 10am and 4 pm – regardless of whether there is cloud cover or not. Whatever your complexion you can still get sunburned if you are from a cooler climate. Sunglasses are also recommended as the glare of the African sun can be very strong.

What To Expect 'Weatherwise' From November To April

November to April is the 'really wet' season and occurs during the summer and autumn months when South Africa has the highest temperatures. The wet season is generally warm and humid, with rains often falling as short, heavy afternoon thunderstorms.

Many of the roads in South Africa are 'dirt roads', without tarmac, so can suffer heavily because of heavy rain. This means transport can be delayed or might even get stuck.

You might also find that the weather can prevent you from going into the field as it may be deemed unsafe. This could either be due to **heavy rain** or **extremely hot temperatures**. Alternative activities will be offered. Remember, don't expect to see animals during the hottest part of the day as they will be sheltering from the sun too!



Climate

Average temperatures in the Eastern Cape are shown on the graph.

During the months of April – November you should experience good weather. February is the warmest month and July the coldest. May is the driest month.

Have a look at the AccuWeather website, link below, for more information:

<https://www.accuweather.com/en/za/paterson/297631/weather-forecast/297631>

Currency & Credit Cards

The currency for South Africa is the South African Rand (ZAR). Foreign exchange may be arranged at the airport or in major centres. It is not recommended that travellers carry large sums of cash, keep a reasonable amount on hand and primarily use credit cards.

All major credit cards are widely accepted in main towns, although local communities only take cash.

Wise Travel Card offers up to £500.00 with no transfer fee for Gap Africa Project travellers:



<https://wise.prf.hn/1/XZJx9gq>



Tipping

Whilst there is no obligation, it is a nice gesture to show your appreciation for the rangers and housekeeping staff by leaving a small tip/donation for the staff at the reserve when you leave; any amount is always appreciated.

Phones & Internet

Mobile phone coverage is good at Shamwari, although there may be some areas on the reserve where there isn't any coverage.

Some Wi-Fi is provided free of charge at the accommodation. Internet speeds are not up to international urban standards but are effective for communication.

We have partnered with Holafly eSim provider 5% discount use code GAPAFRICAPROJECTS.







Benefits of an eSIM

- Unlimited Data Plans
- Uses both Vodacom and MTN the two major networks in South Africa
- Keep your WhatsApp number
- Immediate Delivery



<https://shorturl.at/sxE29>

Holafly

 Unlimited data Enjoy unlimited data while traveling to numerous destinations worry-free. Learn more	 Keep using your favorite apps Get that safe ride home, find that great restaurant, and pin the local attractions, all while staying connected with your loved ones.	 Keep your WhatsApp number You can call and message all your contacts on WhatsApp, like you're in the same country. Don't lose touch with family and friends.
 24/7 Customer Support In need of assistance? Our 24/7 chat support is just a message away to keep you connected and help you with everything you need.	 Fast and Reliable Internet Connection Connect to the best networks at your destination and get internet that's both reliable and fast.	 Enjoy dual SIMs Enjoy the flexibility of our digital eSIM while keeping the option to use your original SIM as usual whenever you need it.

ACCOMMODATION & LIFESTYLE

AFRICA

Shamwari

You will be accommodated in a purpose-built lodge located on the reserve. Rooms are shared with ensuite bathrooms.

There is a communal area with lounge, bar and dining area as well as a small lecture room. There is a laundry service once a week.

The lodge grounds offer a swimming pool, large garden area and boma; enjoy sitting around the fire in the evening.

Internet access is available although speeds are not as good as in the UK.



ANY QUESTIONS?

INFO@GAPAFRICAPROJECTS.COM | +44 (0)207 1937819

PRE-DEPARTURE PACK 11

Food at the Project

Three meals are provided daily. Meals will either be taken at the accommodation or as a pre-packed serving, depending on planned or unscheduled activities.

Dietary Requirements

Provision can be made for Vegetarian & Vegan diets and for those who have a medical condition such as Coeliac disease that requires a Gluten Free Diet and for those with severe allergies to dairy, eggs or nuts.



Suggested Kit List

To allow for ease of transfer to the project a soft holdall/ soft suitcase is preferred.

- Short and long sleeve t-shirts
- Long work trousers and shorts (or work/zip-off trousers)
- Hiking boots/comfortable walking shoes to work in every day
- Waterproof jacket
- Sweatshirt/Fleece (Winter months pack plenty)
- Padded jacket/windbreaker (Winter months) although it can get very cold on an open vehicle even in summer
- Socks
- Underwear
- Change of casual clothes for evenings
- Sandals / comfy shoes to wear after work hours
- Warm hat (Winter only) / Hat for sun protection (all year)
- Gloves for warmth (Winter only)
- Working gloves
- Daypack rucksack
- Swimwear
- Sunscreen and Sunglasses
- Personal medical items
- First aid kit
- Toiletries
- Tick / Insect repellent
- Water bottle
- Binoculars

Other useful items:

- Camera
- Power bank
- Good torch

* All work clothes should be neutral or earth tones for working in the bush. No skimpy or bright-coloured clothing to be worn

First Aid Kit

It is strongly advisable that you pack your own mini first-aid kit of everyday essentials. This should include:

- Paracetamol / Ibuprofen (or equivalent)
- Antihistamines (eases a reaction to any bites or stings)
- Antiseptic cream (e.g. Savlon/Germolene/Sudocrem)
- Bite and sting cream
- Plasters
- Imodium (anti-diarrheal medication)
- Dioralyte (fast-acting oral rehydration treatment designed to replace fluids and body salts (electrolytes) lost during diarrhoea or vomiting)
- Tick remover



WHAT'S INCLUDED

AFRICA

What is Included?

- Flights
- Transfers to/from project
- Accommodation
- Three meals per day
- All activities as part of the project
- Airport meet/greet
- 24/7 In country support

NOT Included

- UK transfers
- Personal Travel Insurance *
- Meals on travel days – before arriving & after departing from project
- Any activities not specified as part of the project
- Weekend activities
- Visas/travel documents
- Tips

* We recommend you take out insurance as soon as your booking is confirmed





GLOBAL reach. **ADVENTURE** for all. **PROJECTS** to inspire.

Explore our network of Global Adventure Projects:



GLOBALADVENTUREPROJECTS.COM

