



WARWICKSHIRE COLLEGE Q&A PRESENTATION



Waterberg Wildlife & Veterinary Course (Vet Professionals)



GLOBAL reach. **ADVENTURE** for all. **PROJECTS** to inspire.

ABOUT WELGEVONDEN

AFRICA

Welgevonden Game Reserve – Location





AFRICA

ABOUT THE WATERBERG WILDLIFE VETERINARY COURSE

Project overview and
location

ABOUT WELGEVONDEN

AFRICA

Welgevonden Game Reserve

- 36,000 Hectare Privately Managed Game Reserve
- Forming part of the Waterberg Biosphere (over 662 059 ha)
- Work with the biomonitoring team alongside:
 - Wildlife Vets
 - Researchers
 - Ecologists, Conservation and Operations Teams
 - Anti-Poaching Unit
- Proclaimed Protected Conservation Area
- Savannah Biome
- Dedicated to balancing biodiversity protection with responsible tourism.
- The reserve's management focuses on habitat restoration, anti-poaching initiatives, and ongoing wildlife research to ensure a sustainable future for its unique ecosystem.



ABOUT WELGEVONDEN

AFRICA

Home to the BIG 5



ANY QUESTIONS?

INFO@GAPAFRICAPROJECTS.COM | +44 (0)207 1937819

Q&A PRESENTATION 5

ABOUT WELGEVONDEN

AFRICA

Home to over 60 Species of Mammal



ANY QUESTIONS?


INFO@GAPAFRICAPROJECTS.COM | +44 (0)207 1937819

Q&A PRESENTATION 6

ABOUT WELGEVONDEN

AFRICA

Many Reptile, Insect and Bird Species



ABOUT THE PROJECT

AFRICA

Welgevonden Game Reserve

- Introduction to Welgevonden Game Reserve and its Research and Ecological Biomonitoring
- Introduction to Wildlife Veterinary work in the Context of African Wildlife (Dr Peter Caldwell - Wildlife Specialist Veterinary Surgeon)
- Time spent with the research team conducting ecological biomonitoring,
- Wildlife conservation, research and veterinary work (Dr Peter Caldwell)
- Build up to possible intervention and planning

It's important to remember that wildlife does not work to an agenda, therefore activities may change at short notice!



Your Conservation Programme – Conservation Research Team

As part of your project, you will be heavily involved with the day-to-day field work conducted by the biomonitoring team. Activities include, but are not limited to:

- Animal tracking
- Wildlife transects – estimates of numbers, body condition & herd structure
- Use of telemetry tracking
- White rhino monitoring research
- Elephant behaviour study
- Camera trap surveys (black rhino & other cryptic animals)
- Nocturnal species ID and night wildlife drive
- Visit to temporary holding bomas for rhino and predators
- 'Waterberg Wild Dog Project'
- Collecting faecal samples for research
- Local wildlife auction (Only on certain weekends)
- Alien plant species eradication
- Land capacity exercise – number of animals vs land support

It's important to remember that wildlife does not work to an agenda, therefore activities may change at short notice!

Your Conservation Programme – Wildlife Rehabilitation

As part of your project, you will have the opportunity to attend lectures with two veterinary professionals as well as undertake some practical sessions. Topics include, but are not limited to:

Lectures

- Reserve history
- Anti-poaching
- Fire to herbivore driven system
- Priority species
- Large predator management
- Managing wildlife reserves & land capacity model
- Boma management
- Fenced reserve population management
- Conservation in Africa
- Wildlife poaching
- Wildlife diseases
- Rhino wounds and case studies
- Wildlife capture systems – Darting wildlife

- Drugs used in wildlife medicine
- Dosage calculation for wildlife
- Logistics of wildlife transportation – vehicles, crates & equipment
- Boma management and rehabilitation
- State veterinary disease control in practice
- Wildlife trade auction & value of livestock

Practical Sessions

- Dart shooting practice
- The kit and clinic of a mobile wildlife vet
- Q & A



AFRICA

ACCOMMODATION & LIFESTYLE

Living in the African Bush

ACCOMMODATION & LIFESTYLE

AFRICA

Welgevonden Accommodation

The student centre and camp is based on the reserve and boasts ten tents that sleep two people per tent in single beds, each tent also has lighting and electricity supply.

There are communal hot and cold showers and regular flushing toilets. There are communal facilities including a lecture room, canteen, lounge, entertainment area, storage fridge and laundry.

The centre also has access to Wi-Fi.

The camp is fenced off inside the boundaries of the reserve.



Food at the Project – Welgevonden

Ingredients for three meals a day are provided, on a self cook basis. Students will take part in communal cooking and keeping the kitchen tidy. This creates a vibrant and social camp atmosphere.

All meals are provided in the communal dining room, there is an outside area for dining as well. Bring your own snacks.

Meals will either be served at the facility or in the field 'picnic' style, this depends on activities either planned or unscheduled.

Dietary Requirements

Provision can be made for Vegetarian & Vegan diets and for those who have a medical condition such as Coeliac disease that requires a Gluten Free Diet and for those with severe allergies to dairy, eggs or nuts.



Sample Menu – Self-Prepared Projects

You will work in small groups to plan, self-prepare, cook and clear up after your evening meal. You will need to agree a group rota to cover:

- Agreeing the menu for the next day
- Preparing the ingredients (including the night before if anything needs defrosting)
- Cooking dinner
- Washing up and cleaning the kitchen and dining area
- Storing leftovers

Breakfast	Lunch	Dinner
<p>Examples will include:</p> <ul style="list-style-type: none">• Cereal• Porridge• Toast (margarine, peanut butter, jam)• Fresh fruit• Yoghurt• Assorted egg dishes	<p>Selection of:</p> <ul style="list-style-type: none">• Wraps or sliced bread• Fillings such as cheese, ham, salad• Boiled eggs• Fresh fruit• Crisps• Snack bars	<p>Example menus could include:</p> <ul style="list-style-type: none">• Spaghetti bolognese• Pasta dishes• Beef lasagne• Chicken pieces, rice and veg• Chicken and veg stir-fry with rice• Pork sausages, veg and mashed potato• Chicken or beef kebabs with mixed salad and rolls• Braais – chicken, wors, or kebabs

We must know of any dietary requirements and allergies at least 6 weeks before departure.



AFRICA

ADDITIONAL ACTIVITIES & EXCURSIONS

Your free time on the project

ADDITIONAL ACTIVITIES & EXCURSIONS

AFRICA

Optional Activities

Vaalwater Town & Township Cultural Tour – This includes a morning visit to a local art gallery, curio shop, craft market before enjoying a traditional lunch (own cost)
The afternoon can include a visit to Lapa for traditional dancing and music.

Price - Included in the price of your trip – though lunch is at own cost.

You **must** ensure your travel insurance covers you for any optional activities you undertake.

Any activities booked and paid for locally are not covered under GAPAfrica Project's public liability insurance.

The Activities
are included in
the price of your
trip





AFRICA

PRE DEPARTURE INFORMATION

Travel details

Departure from the United Kingdom | Arrival to South Africa

Flights

Flight No	Flight Date	Dept.	Dept. Time	Arr.	Arr. Time
VS449	28/06/2026	London Heathrow (LHR)	22:25	Johannesburg (JNB)	10:25 + 1 Day

*Always check the flight timings on your final documents

Baggage Allowance – 1 piece checked baggage @ 23kgs, 1 piece hand baggage max dimensions 56x36x23cm

Johannesburg OR Tambo Airport

Clear immigration & collect baggage to clear customs.
Meet GAP representative by the statue in the arrivals hall.
Transfer to Welgevonden Game Reserve (4 hours).
Supermarket stop off.



FLIGHT INFORMATION

AFRICA

Departure from South Africa | Arrival to United Kingdom

Flights

Flight No	Flight Date	Dept.	Dept. Time	Arr.	Arr. Time
VS450	11/07/2026	Johannesburg (JNB)	20:25	London Heathrow (LHR)	06:30 + 1 Day

*Always check the flight timings on your final document

Baggage Allowance – 1 piece checked baggage @ 23kgs, 1 piece hand baggage max dimensions 56x36x23cm

Return Journey

Transfer from Shamwari Game Reserve.
Check in at the Virgin Atlantic check-in desk.



Cabin Baggage



Rucksack (not trolley suitcase)
No larger than 56x36x23cm

Hold Baggage



One piece maximum 20kg

To allow for ease of transfer to the project a soft holdall/ soft suitcase is preferred.

Group Web Page & Travel Documents

FAQs and House Rules

📄 Student Frequently Asked Questions - Click to Download

📄 Student Guidelines and House Rules - Click to Download



<https://gapafricaprojects.com/26-4782/>

Student - Frequently Asked Questions	
Contents	
Pre-Departure	2
1. What documents should I receive from Gap Africa?	2
2. What travel documents are required?	2
3. What should I bring?	2
4. What should I wear?	3
5. What should I do if I get sick or injured?	3
6. What should I do if I get lost?	3
7. What should I do if I get kidnapped?	3
8. What should I do if I get arrested?	3
9. What should I do if I get injured or sick during the trip?	4
10. What should I do if I get lost or hospitalized?	4
11. What should I do if I get kidnapped or arrested?	4
12. What should I do if I get injured or sick during the trip?	4
13. What should I do if I get lost or hospitalized?	4
14. What should I do if I get kidnapped or arrested?	4
15. What should I do if I get injured or sick during the trip?	5
16. What should I do if I get lost or hospitalized?	5
17. What should I do if I get kidnapped or arrested?	5
18. What should I do if I get injured or sick during the trip?	5
19. What should I do if I get lost or hospitalized?	5
20. What should I do if I get kidnapped or arrested?	5
21. What should I do if I get injured or sick during the trip?	5
22. What should I do if I get lost or hospitalized?	5
23. What should I do if I get kidnapped or arrested?	5
24. What should I do if I get injured or sick during the trip?	5
25. What should I do if I get lost or hospitalized?	5
26. What should I do if I get kidnapped or arrested?	5
27. What should I do if I get injured or sick during the trip?	5
28. What should I do if I get lost or hospitalized?	5
29. What should I do if I get kidnapped or arrested?	5
30. What should I do if I get injured or sick during the trip?	5
31. What should I do if I get lost or hospitalized?	5
32. What should I do if I get kidnapped or arrested?	5
33. What should I do if I get injured or sick during the trip?	5
34. What should I do if I get lost or hospitalized?	5
35. What should I do if I get kidnapped or arrested?	5
36. What should I do if I get injured or sick during the trip?	5
37. What should I do if I get lost or hospitalized?	5
38. What should I do if I get kidnapped or arrested?	5
39. What should I do if I get injured or sick during the trip?	5
40. What should I do if I get lost or hospitalized?	5
41. What should I do if I get kidnapped or arrested?	5
42. What should I do if I get injured or sick during the trip?	5
43. What should I do if I get lost or hospitalized?	5
44. What should I do if I get kidnapped or arrested?	5
45. What should I do if I get injured or sick during the trip?	5
46. What should I do if I get lost or hospitalized?	5
47. What should I do if I get kidnapped or arrested?	5
48. What should I do if I get injured or sick during the trip?	5
49. What should I do if I get lost or hospitalized?	5
50. What should I do if I get kidnapped or arrested?	5
51. What should I do if I get injured or sick during the trip?	5
52. What should I do if I get lost or hospitalized?	5
53. What should I do if I get kidnapped or arrested?	5
54. What should I do if I get injured or sick during the trip?	5
55. What should I do if I get lost or hospitalized?	5
56. What should I do if I get kidnapped or arrested?	5
57. What should I do if I get injured or sick during the trip?	5
58. What should I do if I get lost or hospitalized?	5
59. What should I do if I get kidnapped or arrested?	5
60. What should I do if I get injured or sick during the trip?	5
61. What should I do if I get lost or hospitalized?	5
62. What should I do if I get kidnapped or arrested?	5
63. What should I do if I get injured or sick during the trip?	5
64. What should I do if I get lost or hospitalized?	5
65. What should I do if I get kidnapped or arrested?	5
66. What should I do if I get injured or sick during the trip?	5
67. What should I do if I get lost or hospitalized?	5
68. What should I do if I get kidnapped or arrested?	5
69. What should I do if I get injured or sick during the trip?	5
70. What should I do if I get lost or hospitalized?	5
71. What should I do if I get kidnapped or arrested?	5
72. What should I do if I get injured or sick during the trip?	5
73. What should I do if I get lost or hospitalized?	5
74. What should I do if I get kidnapped or arrested?	5
75. What should I do if I get injured or sick during the trip?	5
76. What should I do if I get lost or hospitalized?	5
77. What should I do if I get kidnapped or arrested?	5
78. What should I do if I get injured or sick during the trip?	5
79. What should I do if I get lost or hospitalized?	5
80. What should I do if I get kidnapped or arrested?	5
81. What should I do if I get injured or sick during the trip?	5
82. What should I do if I get lost or hospitalized?	5
83. What should I do if I get kidnapped or arrested?	5
84. What should I do if I get injured or sick during the trip?	5
85. What should I do if I get lost or hospitalized?	5
86. What should I do if I get kidnapped or arrested?	5
87. What should I do if I get injured or sick during the trip?	5
88. What should I do if I get lost or hospitalized?	5
89. What should I do if I get kidnapped or arrested?	5
90. What should I do if I get injured or sick during the trip?	5
91. What should I do if I get lost or hospitalized?	5
92. What should I do if I get kidnapped or arrested?	5
93. What should I do if I get injured or sick during the trip?	5
94. What should I do if I get lost or hospitalized?	5
95. What should I do if I get kidnapped or arrested?	5
96. What should I do if I get injured or sick during the trip?	5
97. What should I do if I get lost or hospitalized?	5
98. What should I do if I get kidnapped or arrested?	5
99. What should I do if I get injured or sick during the trip?	5
100. What should I do if I get lost or hospitalized?	5

Gap Africa Projects - General Guidelines and House Rules:

As a participant in Gap Africa Projects, I understand and agree to adhere to the following guidelines:

1. Timeliness and Curfew: I commit to respecting designated timings, including early mornings and curfew times.
2. Behavioural Expectations: I agree to uphold the behavioural standards set by my institution, maintaining respect for others and the local culture.
3. Language and Conduct: I recognise that the use of foul language is inappropriate and will respectfully challenge any instances of it among fellow participants.
4. Smoking and Vaping: I agree not to smoke or vape inside any buildings or vehicles, utilising only designated smoking areas for such activities.
5. Alcohol Policy: I agree to comply with my institution's alcohol policy and ensure that if I choose to drink, I do so responsibly and without becoming intoxicated during any activities.
6. Substance Use: I understand and agree that the use of narcotic substances is strictly prohibited.
7. Community Interaction: I will refrain from giving money or food directly to individuals in the community, as it may perpetuate a culture of dependency.
8. Health and Dietary Needs: I will inform Gap Africa Projects of any medical conditions, mental health concerns, or dietary restrictions at least six weeks before travel.
9. Personal Supplies: I commit to bringing any preferred snacks or foods if I know I am a picky/fussy eater.
10. Insurance: I agree to obtain appropriate travel and medical insurance that covers all activities during the trip.

GLOBAL reach. ADVENTURE for all. PROJECTS to inspire.



AFRICA

USEFUL INFORMATION

Recommended Kit List and
other Useful Information

Suggested kit list

To allow for ease of transfer to the project a soft holdall/ soft suitcase is preferred.

- Short and long sleeve t-shirts
- Long work trousers and shorts (or work/zip-off trousers)
- Hiking boots/comfortable walking shoes to work in every day
- Waterproof jacket
- Sweatshirt/Fleece (Winter months pack plenty)
- Padded jacket/windbreaker (Winter months) although it can get very cold on an open vehicle even in summer
- Socks
- Underwear
- Change of casual clothes for evenings
- Sandals / comfy shoes to wear after work hours
- Warm hat (Winter only) / Hat for sun protection (all year)
- Gloves for warmth (Winter only)
- Working gloves
- Daypack rucksack
- Surgical gloves
- Sunscreen and Sunglasses
- Personal medical items
- First aid kit
- Toiletries
- Tick / Insect repellent
- Water bottle
- Good torch
- Binoculars

Other useful items:

- Camera
- Power bank
- Stethoscope

* All work clothes should be neutral or earth tones for working in the bush. No skimpy or bright-coloured clothing to be worn

First Aid Kit

It is strongly advisable that you pack your own mini first-aid kit of everyday essentials. This should include:

- Paracetamol / Ibuprofen (or equivalent)
- Antihistamines (eases a reaction to any bites or stings)
- Antiseptic cream (e.g. Savlon/Germolene/Sudocrem)
- Bite and sting cream
- Plasters
- Imodium (anti-diarrheal medication)
- Dioralyte (fast-acting oral rehydration treatment designed to replace fluids and body salts (electrolytes) lost during diarrhoea or vomiting)
- Tick remover



Practical Advice

Power / Electricity

It is important that you take the right travel adapter so you can charge your phone and other devices whilst away.



Drinking Water:

Drinking water is available at the project; always make sure you keep hydrated and have packed an insulated water bottle. We recommend taking concentrated squash as the water will taste different from home.



Insurance

Personal travel insurance is compulsory. Travel insurance does not need to be expensive and there are many good deals available for backpackers etc. Always be sure to check the insurance details to make sure you are covered for Covid 19, theft, loss, illness and injury. Check to see if your medical benefits are paid out as they incur or on your return home.

You should select 'Adventure Pack' as this will cover you for the type of activities you will undertake during your trip.



<https://www.true Traveller.com/?tag=4480>

Passport Requirements

It can take up to 6 weeks to obtain a passport – remember to start this process in plenty of time.

Your passport needs to be valid for at least 30 days beyond your intended stay and have at least two blank pages.

Stay safe overseas – KBYG

The better prepared you are when you travel abroad the safer you will be. The Foreign, Commonwealth and Development Office offers 'Know Before You Go' travel advice, including simple precautions you can take before and during your trip.

To find out more, check out their website:

<https://www.gov.uk/browse/abroad/travel-abroad>

Visa Requirements

A visa is not required for British Passport holders, all other nationalities should check the requirements via the website below, if required a visa can be obtained from the South African High Commission.

<http://www.dha.gov.za/index.php/immigration-services/exempt-countries>

Health Risks

Immunisation:

When entering South Africa, no international immunisation is required. However, a yellow fever vaccination certificate is required from travellers if they enter South Africa within 6 days of leaving an infected country.

Our advice: Visit your local (travel) doctor to get up-to-date information about requirements when travelling.

DTP inoculation (diphtheria, tetanus and polio) is essential. Please visit the following web page for advice from the UK Foreign Office:

<https://travelhealthpro.org.uk/country/201/south-africa>

Malaria:

The project is located in a malaria free area.

<http://www.sa-venues.com/malaria-risk-areas.htm>

HIV/Aids in South Africa:

As in other countries, HIV/Aids is a serious concern in South Africa and one you must be aware of. You should always be careful when dealing with an injured person to avoid the risk of infection. Always take necessary precautions and avoid sexual contact.

Sun:

South Africa has a warm sunny climate, you should wear sunscreen and a hat whenever you are out of doors during the day, particularly between 10am and 4 pm – regardless of whether there is cloud cover or not. Whatever your complexion you can still get sunburned if you are from a cooler climate. Sunglasses are also recommended as the glare of the African sun can be very strong.

USEFUL INFORMATION

AFRICA

Climate

Welgevonden

28	29	30	1	2	3	4
						
20° 6°	19° 6°	18° 6°	19° 4°	19° 4°	19° 4°	21° 5°
5	6	7	8	9	10	11
						
21° 6°	21° 6°	22° 7°	22° 7°	22° 6°	22° 2°	19° 5°

What To Expect 'Weatherwise' From May To August

Be prepared for the chilly nights and crisp mornings during autumn and winter in South Africa.

Staying warm will be key to you enjoying your experience.

As the sun dips, the temperature will drop and can go down to near or below freezing, resulting in frost.

It is recommended that you layer smartly: avoid cotton next to the skin as it traps moisture and makes you colder. Keep spare socks and gloves in a sealed plastic bag to ensure dryness.

If you feel the cold, pack appropriately!



Currency & Credit Cards

The currency for South Africa is the South African Rand (ZAR). Foreign exchange may be arranged at the airport or in major centres. It is not recommended that travellers carry large sums of cash, keep a reasonable amount on hand and primarily use credit cards.

All major credit cards are widely accepted in main towns, although local communities only take cash.

Wise Travel Card offers up to £500.00 with no transfer fee for Gap Africa Project travellers:



<https://wise.prf.hn/l/XZJx9gq>

Tipping

Whilst there is no obligation, it is a nice gesture to show your appreciation for the rangers and housekeeping staff by leaving a small tip/donation for the staff at the reserve when you leave; any amount is always appreciated.

On day trips/excursions it is also a nice gesture to show your appreciation for the guide.

Phones & Internet

Mobile phone coverage is generally good at Welgevonden Game Reserve, although there may be some areas on the reserve where there isn't any coverage.

Limited Wi-Fi is available at the accommodation however internet speeds are not up to international urban standards but are effective for communication.







We have partnered with Holafly eSim provider 5% discount use code GAPAFRICAPROJECTS.

Benefits of an eSIM

- Unlimited Data Plans
- Uses both Vodacom and MTN the two major networks in South Africa
- Keep your WhatsApp number
- Immediate Delivery



Holafly

 Unlimited data Enjoy unlimited data while traveling to numerous destinations worry-free. Learn more	 Keep using your favorite apps Get that safe ride home, find that great restaurant, and pin the local attractions, all while staying connected with your loved ones.	 Keep your WhatsApp number You can call and message all your contacts on WhatsApp, like you're in the same country. Don't lose touch with family and friends.
 24/7 Customer Support In need of assistance? Our 24/7 chat support is just a message away to keep you connected and help you with everything you need.	 Fast and Reliable Internet Connection Connect to the best networks at your destination and get internet that's both reliable and fast.	 Enjoy dual SIMs Enjoy the flexibility of our digital eSIM while keeping the option to use your original SIM as usual whenever you need it.

<https://shorturl.at/sxE29>

Trip Clothing

Online shop available for trip clothing:

GAP Trip Hoodie

GAP Africa Polo Shirts

GAP Africa Caps

GAP Africa Beenie

GAP Africa 500ml Bottle



<https://hyvfsu-vu.myshopify.com/>



SIZES	XS	S	M	L	XL	XXL	3XL	4XL	5XL
A - Half Chest	49	51	56	61	65	69	73	78	83
B - Body Length	64	67	70	73	76	79	82	86	90
C - Sleeve Length	57.5	59	60.5	62	63.5	65	66.5	68.5	70.5

All garment measurements are shown in centimetres (cm). Garment sizes are approximate and for guidance only.

SIZES	XS	S	M	L	XL	XXL	3XL	4XL	5XL
To Fit Chest Size	34 inch	36 inch	40 inch	44 inch	48 inch	52 inch	56 inch	60 inch	64 inch



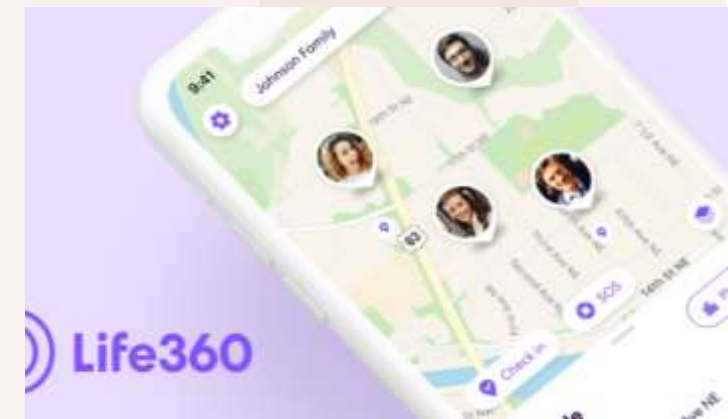
Useful Apps for Next of Kin

We recommend that Next of Kin also download and set up the following app, we have found this to be useful in knowing where are students whilst on the trip!

Flightrader24 – very useful for tracking flights, showing departure times, any delays and flight location in travel.

Life360 – is great for following them on their journey.

Merlin Bird App





GLOBAL reach. **ADVENTURE** for all. **PROJECTS** to inspire.

Explore our network of Global Adventure Projects:



GLOBALADVENTUREPROJECTS.COM

