



SPARSHOLT COLLEGE PRE-DEPARTURE PACK



KwaZulu-Natal Conservation Field Trip

AFRICA

GLOBAL reach. **ADVENTURE** for all. **PROJECTS** to inspire.

TRIP OVERVIEW

AFRICA

Sparsholt College – Booking Reference 4763

Travel Dates:

21st June – 4th July 2026

Flights:

Flight No	Flight Date	Dept.	Dept. Time	Arr.	Arr. Time
VS449	21/06/2026	London Heathrow (LHR)	22:25	Johannesburg (JNB)	10:25 + 1 Day
VS450	04/07/2026	Johannesburg (JNB)	20:25	London Heathrow (LHR)	06:30 + 1 Day

*Always check the flight timings on your final documents

Baggage Allowance – 1 piece of checked baggage @ 23kgs & 1 piece of hand baggage @ 10kgs and max dimensions 56x36x23cms

Project:

KwaZulu-Natal Conservation Research – Nambiti Game Reserve & Zingela Wilderness Reserve

Arrival at Johannesburg International Airport (OR Tambo)

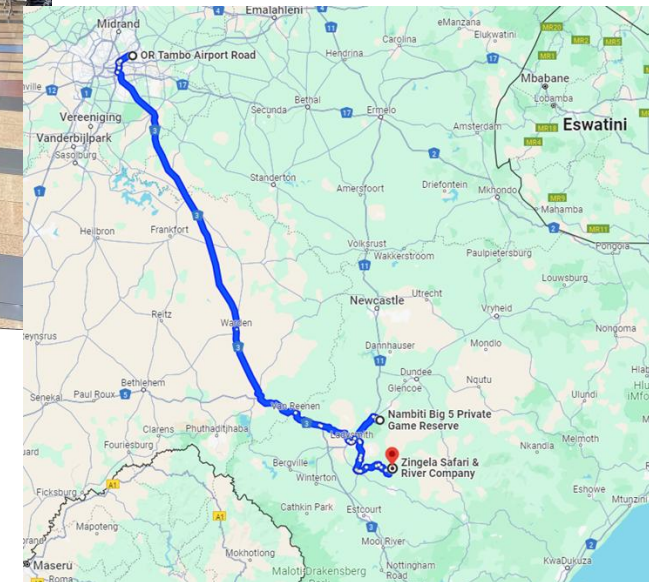
Upon arrival at Johannesburg airport, you must clear passport control and collect your baggage from baggage reclaim before heading into the arrivals hall.

Either Carmen or Lesedi, the GAP Africa Projects representative, will meet you **next to the statue** as you come into the arrivals hall.

They will be there to assist you to your transport with **Champagne Shuttles & Coach Hire** who are transferring you Nambiti Game Reserve, a drive of approximately 5 hours.

The driver will stop at a shop on the way for you to get snacks, drinks etc.

If for any reason you cannot locate the representative. please call Lundy Bredberg on 27(0) 81 816 2541.



CONTACT DETAILS

AFRICA

Address

Nambiti Game Reserve
Nambiti North Gate
Kwazulu Natal, Ladysmith 3370
South Africa

Nambiti Landline

Telephone: +27 (0) 36 631 9026

Mobile

+27(0) 81 816 2541
Lundy Bredberg (Project Manager)

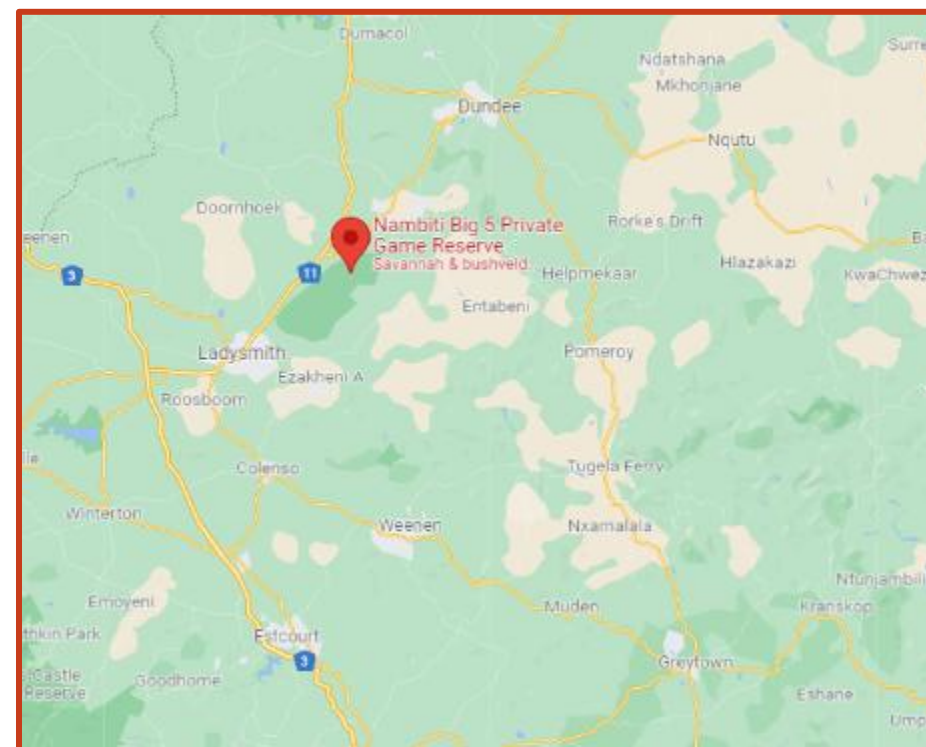
Gap Africa Projects

+44 (0) 744 260 1694

24 Hour Emergency Only

Gap Africa Projects In Country Contact:

+27 (0) 79 313 2276 Carmen Warmenhove



CONTACT DETAILS

AFRICA

Address:

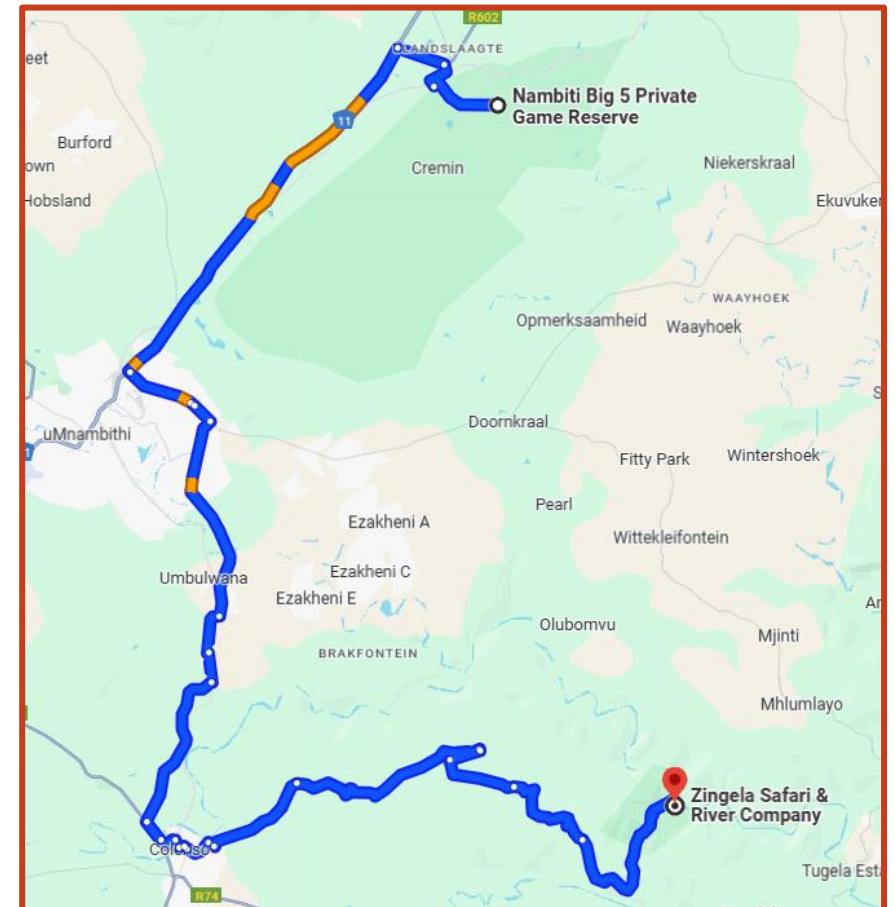
Zingela Game Reserve
3 Bloukrans Road
Weenen 3325
South Africa

Zingela Landline:

Telephone: +27 (0) 36 786 0007

Mobile:


+27 (0) 84 734 3552
Dr. Peter Calverley (Manager)



Practical Advice

Power / Electricity

It is important that you take the right travel adapter so you can charge your phone and other devices whilst away.



There is no power in your tents at Nambiti

Drinking Water:


Drinking water is available at the project; always make sure you keep hydrated and have packed an insulated water bottle. We recommend taking concentrated squash as the water will taste different from home.



Insurance

Personal travel insurance is compulsory. Travel insurance does not need to be expensive and there are many good deals available for backpackers etc. Always be sure to check the insurance details to make sure you are covered for Covid 19, theft, loss, illness and injury. Check to see if your medical benefits are paid out as they incur or on your return home.

You should select 'Adventure Pack' as this will cover you for the type of activities you will undertake during your trip.



<https://www.true Traveller.com/?tag=4480>

Passport Requirements

It can take up to 6 weeks to obtain a passport – remember to start this process in plenty of time.

Your passport needs to be valid for at least 30 days beyond your intended stay and have at least two blank pages.

Stay safe overseas – KBYG

The better prepared you are when you travel abroad the safer you will be. The Foreign, Commonwealth and Development Office offers 'Know Before You Go' travel advice, including simple precautions you can take before and during your trip.

To find out more, check out their website:

<https://www.gov.uk/browse/abroad/travel-abroad>

Visa Requirements

A visa is not required for British Passport holders, all other nationalities should check the requirements via the website below, if required a visa can be obtained from the South African High Commission.

<http://www.dha.gov.za/index.php/immigration-services/exempt-countries>

Health Risks

Immunisation:

When entering South Africa, no international immunisation is required. However, a yellow fever vaccination certificate is required from travellers if they enter South Africa within 6 days of leaving an infected country.

Our advice: Visit your local (travel) doctor to get up-to-date information about requirements when travelling.

DTP inoculation (diphtheria, tetanus and polio) is essential. Please visit the following web page for advice from the UK Foreign Office:

<https://travelhealthpro.org.uk/country/201/south-africa>

Malaria:

The project is located in a malaria free area.

<http://www.sa-venues.com/malaria-risk-areas.htm>

HIV/Aids in South Africa:

As in other countries, HIV/Aids is a serious concern in South Africa and one you must be aware of. You should always be careful when dealing with an injured person to avoid the risk of infection. Always take necessary precautions and avoid sexual contact.

Sun:

South Africa has a warm sunny climate, you should wear sunscreen and a hat whenever you are out of doors during the day, particularly between 10am and 4 pm – regardless of whether there is cloud cover or not. Whatever your complexion you can still get sunburned if you are from a cooler climate. Sunglasses are also recommended as the glare of the African sun can be very strong.

What To Expect 'Weatherwise' From November To April

November to April is the 'really wet' season and occurs during the summer and autumn months when South Africa has the highest temperatures. The wet season is generally warm and humid, with rains often falling as short, heavy afternoon thunderstorms.

Many of the roads in South Africa are 'dirt roads', without tarmac, so can suffer heavily because of heavy rain. This means transport can be delayed or might even get stuck.

You might also find that the weather can prevent you from going into the field as it may be deemed unsafe. This could either be due to **heavy rain** or **extremely hot temperatures**. Alternative activities will be offered. Remember, don't expect to see animals during the hottest part of the day as they will be sheltering from the sun too!



What To Expect 'Weatherwise' From May To August

Make sure you are ready for the **chilly nights** and crisp mornings during autumn and winter in South Africa. Staying warm will be key to you enjoying your experience.

The months of May to August are characterised by cool, dry, and sunny days with **very cold** nights. As soon as the sun dips, the temperature will drop and can go down to near or below freezing, resulting in frost.

It is recommended that you layer smartly: avoid cotton next to the skin as it traps moisture and makes you colder. Keep spare socks and gloves in a sealed plastic bag to ensure dryness.

Whilst blankets are provided, we also recommend a **sleeping bag liner** as well as the following kit list:

Clothing & Layers

- Thermal base layers: Lightweight long-sleeve tops and leggings.
- Mid-layers: Fleece jackets/jumpers or wool sweaters
- Insulated outer layer: A down or synthetic-filled jacket
- Waterproof shell: Wind and water-proof jacket and trousers

Accessories and Footwear:

- Beanie or woollen hat
- Thermal gloves or mittens
- Thermal socks (wool or synthetic; bring at least three pairs)
- Insulated hiking/walking boots: Waterproof, broken in, with good grip/sole
- Lip balm and moisturiser (such as Vaseline)
- Disposable or USB rechargeable heat packs



If you feel the cold, pack appropriately!

Climate

KwaZulu-Natal is one of the cooler regions of South Africa, with an average daily high temperature of 25 C. The driest months are May to August, most rain days occur from October to January.

It can get very cold in the evenings and at night during the winter months, July being the coldest month.

Have a look at the AccuWeather website for more information, link below:

<https://www.accuweather.com/en/za/ladysmith/298890/weather-forecast/298890>

<https://www.accuweather.com/en/za/colenso/298927/weather-forecast/298927>

Currency & Credit Cards

The currency for South Africa is the South African Rand (ZAR). Foreign exchange may be arranged at the airport or in major centres. It is not recommended that travellers carry large sums of cash, keep a reasonable amount on hand and primarily use credit cards.

All major credit cards are widely accepted in main towns, although local communities only take cash.

Wise Travel Card offers up to £500.00 with no transfer fee for Gap Africa Project travellers:



<https://wise.prf.hn/l/XZJx9gq>



Tipping

Whilst there is no obligation, it is a nice gesture to show your appreciation for the rangers and housekeeping staff by leaving a small tip/donation for the staff at the reserve when you leave; any amount is always appreciated.

Phones & Internet


Mobile phone coverage is average at Nambiti, although there may be some areas on the reserve where there isn't any coverage. However, there is no signal at Zingela.

Limited Wi-Fi is provided free of charge at the accommodation. Internet speeds are not up to international urban standards but are effective for communication.

We have partnered with Holafly eSim provider 5% discount use code GAPAFRICAPROJECTS.







Benefits of an eSIM

- Unlimited Data Plans
- Uses both Vodacom and MTN the two major networks in South Africa
- Keep your WhatsApp number
- Immediate Delivery



<https://shorturl.at/sxE29>

Holafly


 Unlimited data Enjoy unlimited data while traveling to numerous destinations worry-free. Learn more	 Keep using your favorite apps Get that safe ride home, find that great restaurant, and pin the local attractions, all while staying connected with your loved ones.	 Keep your WhatsApp number You can call and message all your contacts on WhatsApp, like you're in the same country. Don't lose touch with family and friends.
 24/7 Customer Support In need of assistance? Our 24/7 chat support is just a message away to keep you connected and help you with everything you need.	 Fast and Reliable Internet Connection Connect to the best networks at your destination and get internet that's both reliable and fast	 Enjoy dual SIMs Enjoy the flexibility of our digital eSIM while keeping the option to use your original SIM as usual whenever you need it.

Nambiti Camp Shop

Nambiti has a small camp shop that sells snacks, drinks, souvenirs, local jewellery and clothing.

The shop **ONLY** accepts cash. It is open for 20 mins every two days.

Example prices: Hoodies R500 (£25), T-Shirts R250 (£12), Beanies R150 (£7.50), Necklaces R150 (£7.50), Key Rings R50 (£2.50), Crisps R20-R30 (£1-£1.50), Soft drinks R20 (£1), Chocolate bar R10-R40 (50p-£2)



ACCOMMODATION

AFRICA

Game Reserve Camp – Nambiti

Groups are accommodated in a rustic bush camp situated in a safe, dangerous-game-free section of the reserve.

Students stay in shared, comfortable safari tents with access to communal hot and cold showers and regular flushing toilets.

Students can gather in the communal dam-side tent, around the fireplace, or in the pool. At night, you may hear wildebeest grunting near camp and the distant roar of Nambiti's lions.



Game Reserve Camp – Zingela

Zingela is a warm, family-run riverside camp with friendly faces and even friendlier dogs.

Students will stay in one of the tented camps, in shared but comfortable safari tents, with access to communal hot and cold showers and regular flushing toilets.

There are welcoming communal spaces for students to spend time together, along with plenty of quiet breakaway spots to relax. At night, you can fall asleep to the sounds of the Tugela River and the chorus of frogs.



ACCOMMODATION

AFRICA

Food at the Project

Three meals are provided a day prepared by the kitchen staff. All meals are provided in a communal dining area. Students are expected to help clear up after meals.

Breakfasts will consist of toast and cereals; lunch may include pasta, wraps, burgers, stir fry; dinners include meat, fish and vegetables with rice, potatoes or pasta. On weekends a braai (BBQ) is often organised

Dietary Requirements

Provision can be made for Vegetarian & Vegan diets and for those who have a medical condition such as Coeliac disease that requires a Gluten Free Diet and for those with severe allergies to dairy, eggs or nuts.



ANY QUESTIONS?

INFO@GAPAFRICAPROJECTS.COM | +44 (0)207 1937819

PRE-DEPARTURE PACK 16

Suggested kit list

To allow for ease of transfer to the project a soft holdall/ soft suitcase is preferred.

- Wellington boots (long or short for travel Jan – April)
- Short and long sleeve t-shirts
- Long work trousers and shorts (or work/zip-off trousers)
- Hiking boots/comfortable walking shoes to work in every day
- Waterproof jacket
- Sweatshirt/Fleece (Jun – Aug) – pack plenty
- Padded jacket/windbreaker (Jun – Aug) although it can get very cold on an open vehicle
- Socks and Underwear
- Change of casual clothes for evenings
- Sandals / comfy shoes to wear after work hours
- Warm hat (Jun – Aug / Hat for sun protection (all year)
- Gloves for warmth (Jun –Aug)
- Working gloves
- Daypack rucksack
- Micro-fibre sleeping bag liner (extra warmth Jun –Aug)
- Swimwear
- Beach Towel (micro-fibre takes less space)
- Sunscreen and Sunglasses
- Personal medical items
- First aid kit
- Toiletries
- Tick / Insect repellent
- Water bottle
- Binoculars
- Good torch (headlamp/torch is best)

Other useful items:


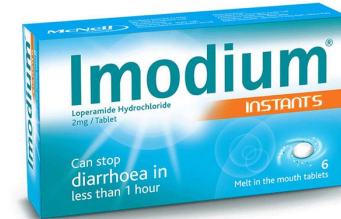
- Camera
- Power bank
- Water shoes

* All work clothes should be neutral or earth tones for working in the bush. No skimpy or bright-coloured clothing to be worn

First Aid Kit

It is strongly advisable that you pack your own mini first-aid kit of everyday essentials. This should include:

- Paracetamol / Ibuprofen (or equivalent)
- Antihistamines (eases a reaction to any bites or stings)
- Antiseptic cream (e.g. Savlon/Germolene/Sudocrem)
- Bite and sting cream
- Plasters
- Imodium (anti-diarrheal medication)
- Dioralyte (fast-acting oral rehydration treatment designed to replace fluids and body salts (electrolytes) lost during diarrhoea or vomiting)
- Tick remover



WHAT'S INCLUDED

AFRICA

What is Included?

- Flights
- Transfers to/from project
- Accommodation
- Three meals per day
- All activities as part of the project
- Airport meet/greet
- 24/7 In country support

NOT Included

- Personal Travel Insurance *
- Meals on travel days – before arriving & after departing from the project.
- Any activities not specified as part of the project
- Visas/travel documents
- Tips

* We recommend that you take out personal travel insurance as soon as your booking is confirmed.





GLOBAL reach. **ADVENTURE** for all. **PROJECTS** to inspire.

Explore our network of Global Adventure Projects:



GLOBALADVENTUREPROJECTS.COM

