



HULL COLLEGE PRE DEPARTURE PRESENTATION

Waterberg Construction and Conservation Project



GLOBAL reach. **ADVENTURE** for all. **PROJECTS** to inspire.

TRIP OVERVIEW

AFRICA

Hull College – Booking Reference 4755

Trip Dates:

14th March 2026 – 30th March 2026

Flights:

| Flight No | Flight Date | Dept. | Dept. Time | Arr. | Arr. Time |
|-----------|-------------|-----------------------|------------|-----------------------|---------------|
| WB711 | 14/03/2026 | London Heathrow (LHR) | 20:30 | Kigali (KGL) | 07:30 + 1 Day |
| WB108 | 15/03/2026 | Kigali (KGL) | 11:50 | Johannesburg (JNB) | 15:40 |
| WB109 | 30/03/2026 | Johannesburg (JNB) | 16:50 | Kigali (KGL) | 20:40 |
| WB712 | 30/03/2026 | Kigali (KGL) | 22:40 | London Heathrow (LHR) | 07:00 + 1 Day |

*Always check the flight timings on your final documents

Baggage Allowance – 1 piece of checked baggage @ 23kgs & 1 piece of hand baggage max dimensions 55cmx38cmx20cms

Project:

Waterberg Construction and Conservation Project

Arrival at Johannesburg International Airport (OR Tambo)

Upon arrival at Johannesburg airport, you must clear passport control and collect your baggage from baggage reclaim before heading into the arrivals hall.

Either Carmen or Lesedi, the GAP Africa Projects representative, will meet you **next to the statue** as you come into the arrivals hall. They will assist you with your transfer to the Emerald Guest House, a drive of approximately 10 minutes.

If for any reason you cannot locate the representative, please call Carmen on +27 (0) 79 313 2276.



Emerald Guest House, Johannesburg – First Night

- As you arrive in South Africa mid-afternoon, you will be staying for one night in Johannesburg, at the Emerald Guest House. This is close to the airport
- Rooms will be shared, and a buffet dinner and breakfast will be included.
- You will leave the hotel nice and early the next morning, arriving at Hanover Nature Reserve by lunchtime.



CONTACT DETAILS

AFRICA

Address

Hanover Nature Reserve
Farm 555 Visgat Road
Lephalale
Limpopo 0555
South Africa

Gap Africa Projects

+44 (0) 744 260 1694

24 Hour Emergency Only

Gap Africa Projects In Country Contact

+27 (0) 79 313 2276 Carmen Warmenhove



Health Risks

Immunisation:

When entering South Africa, no international immunisation is required. However, a yellow fever vaccination certificate is required from travellers if they enter South Africa within 6 days of leaving an infected country.

Our advice: Visit your local (travel) doctor to get up-to-date information about requirements when travelling.

DTP inoculation (diphtheria, tetanus and polio) is essential. Please visit the following web page for advice from the UK Foreign Office:

<https://travelhealthpro.org.uk/country/201/south-africa>

Drinking Water:

Drinking water is available at the project; always make sure you keep hydrated.

HIV/Aids in South Africa:

As in other countries, HIV/Aids is a serious concern in South Africa and one you must be aware of. You should always be careful when dealing with an injured person to avoid the risk of infection. Always take necessary precautions and avoid sexual contact.

Sun:

South Africa has a warm sunny climate, you should wear sunscreen and a hat whenever you are out of doors during the day, particularly between 10am and 4 pm – regardless of whether there is cloud cover or not. Whatever your complexion you can still get sunburned if you are from a cooler climate. Sunglasses are also recommended as the glare of the African sun can be very strong.

Malaria:

The project is located in a malaria free area.

<http://www.sa-venues.com/malaria-risk-areas.htm>

Insurance

Personal travel insurance is compulsory. Travel insurance does not need to be expensive and there are many good deals available for backpackers etc. Always be sure to check the insurance details to make sure you are covered for Covid 19, theft, loss, illness and injury. Check to see if your medical benefits are paid out as they incur or on your return home.

You should select 'Adventure Pack' as this will cover you for the type of activities you will undertake during your trip.



<https://www.true Traveller.com/?tag=4480>

Travel Adapter

It is important you take the right travel adapter so you can charge your phone, and other devices, whilst away.



Passport Requirements

It can take up to 6 weeks to obtain a passport – remember to start this process in plenty of time.

Your passport needs to be valid for at least 30 days beyond your intended stay and have at least two blank pages.

Stay safe overseas – KBYG

The better prepared you are when you travel abroad the safer you will be. The Foreign, Commonwealth and Development Office offers 'Know Before You Go' travel advice, including simple precautions you can take before and during your trip.

To find out more, check out their website:

<https://www.gov.uk/browse/abroad/travel-abroad>

Visa Requirements

A visa is not required for British Passport holders, all other nationalities should check the requirements via the website below, if required a visa can be obtained from the South African High Commission.

<http://www.dha.gov.za/index.php/immigration-services/exempt-countries>

Climate

Limpopo Province

January is the hottest month in Limpopo with an average temperature of 23°C (73°F) and the coldest month is June at 13°C (55°F). The wettest month is November with an average of 100mm of rainfall.

Have a look at the accuweather website for more information, link below:

<https://www.accuweather.com/en/za/polokwane>

Tipping

Whilst there is no obligation, it is a nice gesture to show your appreciation for the rangers and housekeeping staff by leaving a small tip/donation for the staff at the reserve when you leave; any amount is always appreciated.

On day trips/excursions it is also a nice gesture to show your appreciation for the guide.

Currency & Credit Cards

The currency for South Africa is the South African Rand (ZAR). Foreign exchange may be arranged at the airport or in major centres. It is not recommended that travellers carry large sums of cash, keep a reasonable amount on hand and primarily use credit cards.

All major credit cards are widely accepted at shops in large towns, the reserve and the cultural tour company do not have credit card facilities.

Wise Travel Card offers up to £500.00 with no transfer fee for Gap Africa Project Travellers:



<https://wise.prf.hn/l/XZJx9gq>

Phones & Internet

Mobile phone coverage is generally good at SwebeSwebe, although there may be some areas on the reserve where there isn't any coverage. Using an eSIM or purchasing a SIM card at the airport is another option.

Some Wi-Fi is available at the accommodation however internet speeds are not up to international urban standards but are effective for communication.

We have partnered with Holafly eSim provider 5% discount use code GAPAFRICAPROJECTS.







Benefits of an eSIM

- Unlimited Data Plans
- Uses both Vodacom and MTN the two major networks in South Africa
- Keep your WhatsApp number
- Immediate Delivery



<https://shorturl.at/sxE29>

Holafly

| | | |
|---|--|---|
|  Unlimited data Enjoy unlimited data while traveling to numerous destinations worry-free. Learn more |  Keep using your favorite apps Get that safe ride home, find that great restaurant, and pin the local attractions, all while staying connected with your loved ones. |  Keep your WhatsApp number You can call and message all your contacts on WhatsApp, like you're in the same country. Don't lose touch with family and friends. |
|  24/7 Customer Support In need of assistance? Our 24/7 chat support is just a message away to keep you connected and help you with everything you need. |  Fast and Reliable Internet Connection Connect to the best networks at your destination and get internet that's both reliable and fast. |  Enjoy dual SIMs Enjoy the flexibility of our digital eSIM while keeping the option to use your original SIM as usual whenever you need it. |

ACCOMMODATION & LIFESTYLE

AFRICA

SwebeSwebe – Hanover Nature Reserve Accommodation

Students and academic groups will be accommodated at our purpose-built camp on Hanover Nature Reserve, designed to provide comfort and foster community living.

The camp features shared twin and triple rooms with communal ablution facilities. At the heart of the camp is a spacious communal area, equipped with a shared kitchen and dining space, which also serves as a hub for relaxation, lectures, and group activities.

For evening gatherings, there's a cozy firepit/boma area where students can unwind and cook meals over the fire under the stars. On weekends, groups are welcome to enjoy the main farmhouse and pool area.



Food at the Project

At SwebeSwebe ingredients for three meals a day are provided, on a self cook basis. Students will take part in communal cooking and keeping the kitchen tidy. This creates a vibrant and social camp atmosphere.

All meals are provided in the communal dining room; there is an outside area for dining as well.

Meals will either be served at the facility or in the field 'picnic' style, this depends on activities either planned or unscheduled.

Dietary Requirements

Provision can be made for Vegetarian & Vegan diets and for those who have a medical condition such as Coeliac disease that requires a Gluten Free Diet and for those with severe allergies to dairy, eggs or nuts.



Suggested kit list

To allow for ease of transfer to the project a soft holdall/ soft suitcase is preferred.

- Short and long sleeve t-shirts
- Long work trousers and shorts (or work/zip-off trousers)
- Construction shoes/boots to work in every day
- Waterproof jacket
- Sweatshirt/Fleece (Winter months pack plenty)
- Padded jacket/windbreaker (Winter months) although it can get very cold on an open vehicle even in summer
- Socks
- Underwear
- Change of casual clothes for evenings
- Sandals / comfy shoes to wear after work hours
- Warm hat (Winter only) / Hat for sun protection (all year)
- Gloves for warmth (Winter only)
- Working gloves
- Daypack rucksack
- Swimwear
- Beach Towel
- Sunscreen and Sunglasses
- Personal medical items
- First aid kit
- Toiletries
- Tick / Insect repellent
- Water bottle

Other useful items:

- Binoculars
- Camera
- Power bank
- Good torch

* All work clothes should be neutral or earth tones for working in the bush. No skimpy or bright-coloured clothing to be worn

WHAT'S INCLUDED

AFRICA

What is Included?

- Flights
- Transfers to/from project
- Accommodation
- Three meals per day
- All activities as part of the project
- Airport meet/greet
- 24/7 In country support



NOT Included

- Personal Travel Insurance *
- Meals on travel days – before arriving & after departing from project
- Any activities not specified as part of the project
- Visas/travel documents

* Provided by the college – please confirm with your college the details of the insurance provided.



GLOBAL reach. **ADVENTURE** for all. **PROJECTS** to inspire.

Explore our network of Global Adventure Projects:



GLOBALADVENTUREPROJECTS.COM

