



Pre-Departure Information

ARU Writtle



Waterberg

Equine and Wildlife Experience

AFRICA

GLOBAL reach. **ADVENTURE** for all. **PROJECTS** to inspire.

TRIP OVERVIEW

AFRICA

Aru Writtle – Booking Reference 4593

Trip Dates:

30th June – 10th July 2025

Flights:

Flight No	Flight Date	Dept.	Dept. Time	Arr.	Arr. Time
VS449	29/06/2025	London Heathrow (LHR)	22:15	Johannesburg (JNB)	10:20 + 1 Day
VS450	10/07/2025	Johannesburg (JNB)	20:40	London Heathrow (LHR)	06:45 + 1 Day

*Always check the flight timings on your final documents

Baggage Allowance - 1 piece @ 23kgs checked baggage, 1 piece @ 10kg hand baggage 56x36x23 max dims

Project: Waterberg Equine & Wildlife Experience

Arriving in South Africa

Upon arrival at Johannesburg International Airport (OR Tambo), you must clear passport control and collect your baggage from baggage reclaim before heading into the arrivals hall to meet our GAP Africa Projects representative (under the statue).

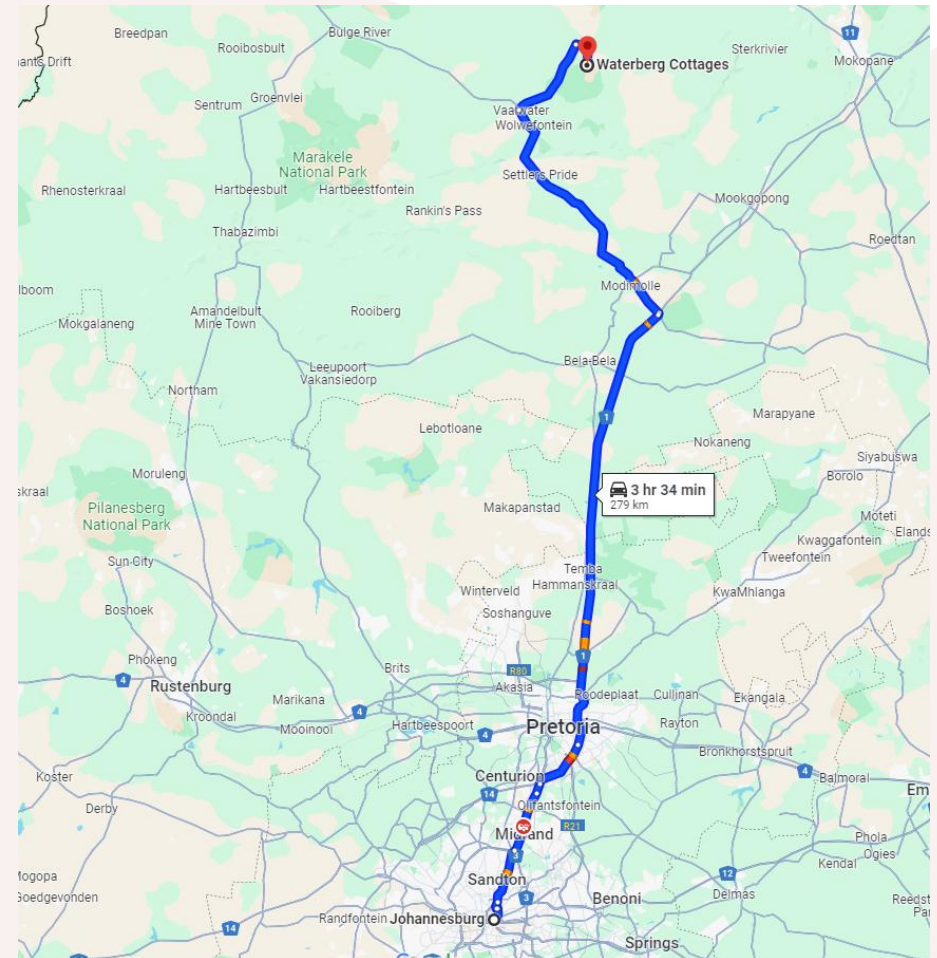
The GAP Africa representative will be there to meet and assist you to your transport with Shuttle King who are transferring you to Waterberg Cottages, a drive of approximately 3.5 hours.

The driver will stop at a shop on the way for you to get snacks, drinks etc.

If for any reason you are unable to locate the representative, please call Shuttle King:

Operations on : ++27 71 242 8838

Or call Carmen Warmenhove on +27 (0) 79 313 2276



CONTACT DETAILS

AFRICA

Address

Waterberg Cottages
Boschdraai Farm
Vaalwater, 0530
South Africa

Waterberg Cottages Landline

Telephone: +27 (0) 78 207 8570

Mobile

+27(0) 73 370 8120
Taryn Lockhart (Project Manager)

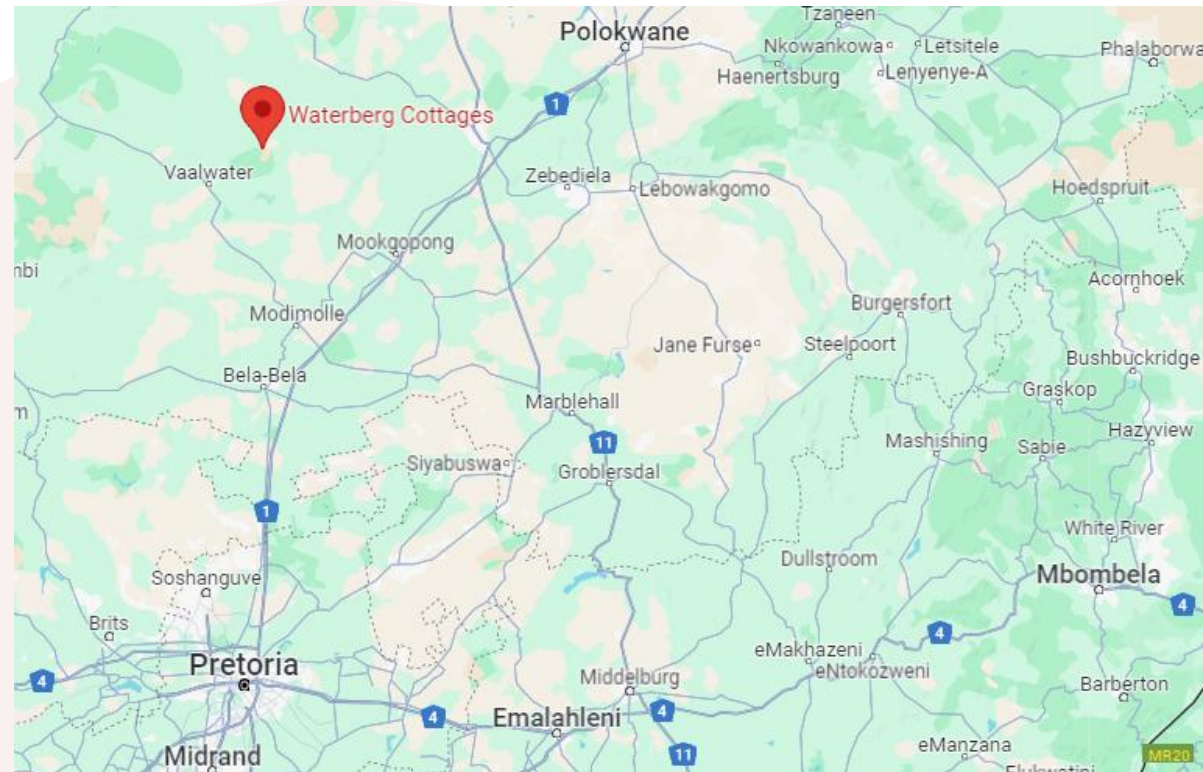
Gap Africa Projects

+44 (0) 744 260 1694

24 Hour Emergency Only

Gap Africa Projects In Country Contact:

+27 (0) 79 313 2276 Carmen Warmenhove



USEFUL INFORMATION

AFRICA

Health Risks

Immunisation:

When entering South Africa, no international immunisation is required., however, a yellow fever vaccination certificate is required from travellers if they enter South Africa within 6 days of leaving an infected country.

Our advice: Visit your local (travel) doctor to get up-to-date information about requirements when travelling.

DTP inoculation (diphtheria, tetanus and polio) is essential.

Please visit the following web page for advice from the UK Foreign Office:

<https://travelhealthpro.org.uk/country/201/south-africa>

Drinking Water:

Drinking water is available at the project (filtered rainwater); always make sure you keep hydrated.

HIV/Aids in South Africa:

As in other countries, HIV/Aids is a serious concern in South Africa and one you must be aware of. You should always be careful when dealing with an injured person to avoid the risk of infection. Always take necessary precautions and avoid sexual contact.

Sun:

South Africa has a warm sunny climate, you should wear sunscreen and a hat whenever you are out of doors during the day, particularly between 10am and 4 pm – regardless of whether there is cloud cover or not. Whatever your complexion you can still get sunburned if you are from a cooler climate. Sunglasses are also recommended as the glare of the African sun can be very strong.

Malaria:

The project is located in a malaria free area

<http://www.sa-venues.com/malaria-risk-areas.htm>

USEFUL INFORMATION

AFRICA

Climate

Limpopo Province

January is the hottest month in Limpopo with an average temperature of 23°C (73°F) and the coldest month is June at 13°C (55°F). The wettest month is November with an average of 100mm of rainfall.

Have a look at the accuweather website for more information, link below:

<https://www.accuweather.com/en/za/polokwane>

Tipping

Whilst there is no obligation, it is a nice gesture to show your appreciation for the staff and housekeeping staff by leaving a small tip/donation when you leave; any amount is always appreciated.

Currency & Credit Cards

The currency for South Africa is the South African Rand (ZAR). Foreign exchange may be arranged at the airport or in major centres. It is not recommended that travellers carry large sums of cash, keep a reasonable amount on hand and primarily use credit cards.

All major credit cards are widely accepted.

Travel Cards are very useful; preload before travelling and the best exchange rate is used.

Wise Travel Card offers up to £500.00 with no transfer fee for GAP Africa Projects travellers:

wise



<https://wise.prf.hn/l/XZJx9qq>

USEFUL INFORMATION

AFRICA

Phones & Internet

Mobile phone coverage is good at the accommodation, although there may be some areas on the reserve where there isn't any coverage. eSIM or purchasing a SIM card at the airport is another option

Wi-Fi is available at the accommodation however internet speeds are not up to international urban standards but are effective for communication.

We have partnered with Holafly, an eSim provider who have offered a 5% discount when you use the code GAPAFRICAPROJECTS







Benefits of an eSIM

Holafly

- Unlimited Data Plans
- Keep your WhatsApp number
- Immediate Delivery
- Uses both Vodacom and MTN the two major networks in South Africa



<https://holafly.sjv.io/APK5yR>

 Unlimited data Enjoy unlimited data while traveling to numerous destinations worry-free. Learn more	 Keep using your favorite apps Get that safe ride home, find that great restaurant, and pin the local attractions, all while staying connected with your loved ones.	 Keep your WhatsApp number You can call and message all your contacts on WhatsApp, like you're in the same country. Don't lose touch with family and friends.
 24/7 Customer Support In need of assistance? Our 24/7 chat support is just a message away to keep you connected and help you with everything you need.	 Fast and Reliable Internet Connection Connect to the best networks at your destination and get internet that's both reliable and fast	 Enjoy dual SIMs Enjoy the flexibility of our digital eSIM while keeping the option to use your original SIM as usual whenever you need it.

USEFUL INFORMATION

AFRICA

Insurance

Personal travel insurance is compulsory. Travel insurance does not need to be expensive and there are many good deals available for backpackers etc. Always be sure to check the insurance details to make sure you are covered for Covid 19, theft, loss, illness and injury. Check to see if your medical benefits are paid out as they occur or on your return home.

Please follow this link to our preferred insurer:

<https://www.true traveller.com/backpackers-insurance?tag=4480>

You should select 'Adventure Pack' as this will cover you for the type of activities you will undertake during your trip

Stay safe overseas – KBYG

The better prepared you are when you travel abroad the safer you will be. The Foreign, Commonwealth and Development Office offers 'Know Before You Go' travel advice, including simple precautions you can take before and during your trip.

To find out more, check out their website:

<https://www.gov.uk/browse/abroad/travel-abroad>



Passport Requirements

It can take many weeks to obtain a passport – remember to start this process in plenty of time.

Your passport needs to be valid for at least 30 days beyond your intended exit date and have at least two blank pages. You can check requirements by using the IATA Travel Centre site www.iatatravelcentre.com

Visa Requirements

A visa is not required for British Passport holders, all other nationalities should check the requirements via the website below, if required a visa can be obtained from the South African High Commission.

<http://www.dha.gov.za/index.php/immigration-services/exempt-countries>

ACCOMMODATION & LIFESTYLE

AFRICA

Accommodation

The group will be accommodated in the beautiful historic thatch cottages surrounded by gardens, horses, animals and views of the bushveld.

One of the evenings, students will have the opportunity to experience the glamping tents, including the signature woodfired hot tubs.



ACCOMMODATION & LIFESTYLE


AFRICA

Food and Meals

All meals are provided. Hosts create wholesome home-cooked style meals made with local ingredients and cater for all dietary requirements.

Dinners are catered and served to the students in the evenings, lunches will be made by the group in teams and breakfast will be self-service.

There will be opportunities to taste local dishes including the traditional 'braai' (BBQ) and to enjoy meals in unique outdoor locations.



Suggested Kit List

- Short and long sleeve T-shirts *
- Long work trousers and shorts *
(Or work trousers with zip-off longs)
- Hiking Boots/comfortable walking shoes to work in every day
- Rain jacket
- Sweatshirt/Fleece (Winter months pack plenty)
- Riding hat
- Jodhpurs
- Riding boots
- Gloves
- Daypack rucksack
- Socks
- Hat for sun protection (all year round)
- Gloves for warmth (winter only)
- Water bottle (filtered rainwater provided)

* All work clothes should be neutral or earth tones for working in the bush. No skimpy or bright-colored clothing to be worn

- Changes of casual clothes for evenings
- Underwear
- Sandals / comfy shoes to wear after work hours
- Beach towel
- Swimming costume
- Toiletries
- Tick / insect repellent
- Personal medical items/First Aid Kit
- Sunscreen and sunglasses

Other useful items:

- Binoculars
- Good torch
- Camera
- Spare batteries
- Mammal/bird book
- Notebook/diary and pen

WHAT'S INCLUDED

AFRICA

What is included?

- Flights
- Transfer to/from project
- Accommodation
- Three meals per day
- All activities as part of the project
- ATOL protection
- Airport meet/greet
- 24 hour in country support



NOT Included

- Personal Travel Insurance *
- Meals on travel days – before arriving & after departing from the project
- Any activities not specified as part of the project
- Visas/travel documents
- Tips
- Riding hat, boots, gloves, body protector – see kit list

* We recommend you take out insurance as soon as your booking is confirmed



GLOBAL reach. **ADVENTURE** for all. **PROJECTS** to inspire.

Explore our network of Global Adventure Projects:



WWW.GLOBALADVENTUREPROJECTS.COM

