



University of Reading Pre-Departure Presentation

The background image is a composite of two savanna scenes. On the left, a group of four people (three men and one woman) are seen from behind, standing in tall grass and looking towards a distant hill under a cloudy sky. On the right, a close-up of a lioness is shown, looking towards the left with its tongue slightly out. A large, semi-transparent circular graphic is centered over the image, containing the text "Zulu Land Conservation Field Trip".

Zulu Land Conservation Field Trip

AFRICA

GLOBAL reach. **ADVENTURE** for all. **PROJECTS** to inspire.



AFRICA

ZULU LAND PROJECT OVERVIEW

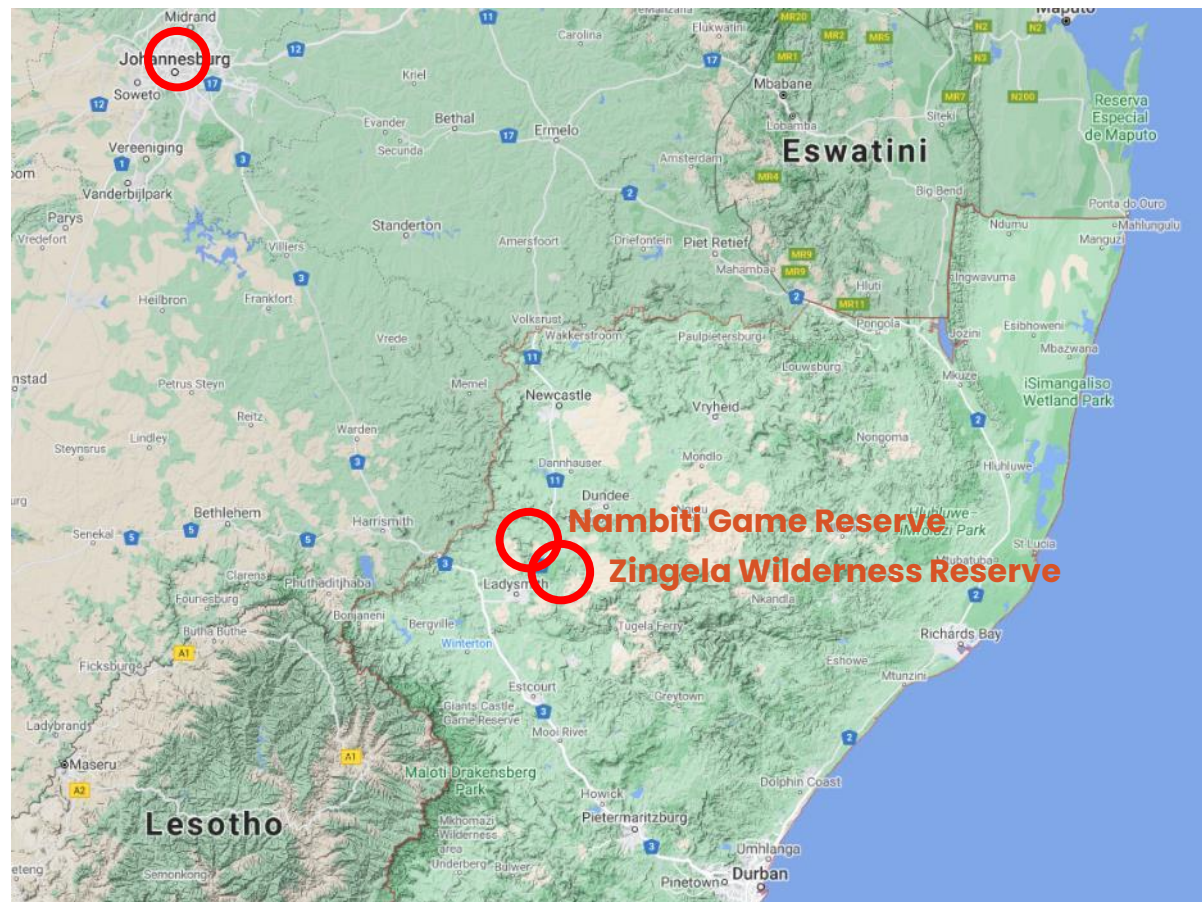
Overview and location
of the project

PROJECT OVERVIEW

AFRICA

KwaZulu-Natal Conservation Research Project- Location

- South Africa a world leader in conservation
- Malaria free KwaZulu Natal



ABOUT THE PROJECT

AFRICA

Nambiti Game Reserve (16/06/2025 – 23/06/2025)

Nambiti Game Reserve is a magnificent 23,000 acres of unspoiled wilderness boasting the Big 5 and incredible biodiversity (grasslands, riverine bush, savannah and thornveld) offering unprecedented diversity of wildlife.



YOUR PROJECT

AFRICA

Your Conservation Programme – Nambiti

Students will be taught and work alongside the field guides and conservation team. The following examples depict the day-to-day activities that may be undertaken as part of the project at Nambiti.

- Alien Vegetation Control / Reserve Maintenance
- Use of Telemetry Tracking
- Elephant Monitoring / Population Study
- Rhino Monitoring – Awareness
- Anti-poaching talk and fence walk
- Camera Trapping
- Night Drives
- Big Five Bush Walk
- Habitat and Prey Selection of Predators
- Tracks, Signs and Spoor
- Community Development – TBC



ABOUT THE PROJECT

AFRICA

Zingela River Safari (23/06/2025 – 29/06/2025)

Zingela Wildlife Reserve covers 12,500 acres of predator free, pristine African bushveld. You will have the opportunity to be involved with the research that takes place at the property;. You will also have the chance to participate in a host of activities during your stay.



ANY QUESTIONS?

INFO@GAPAFRICAPROJECTS.COM | +44 (0)207 1937819

Pre-Departure Presentation 6

YOUR PROJECT

AFRICA

Your Conservation Programme – Zingela

Students will be taught and work alongside the field guides and scientific team. The following examples depict the day-to-day activities that may be undertaken as part of the project at Zingela Reserve.

- Spatial Distribution and Habitat use of species
- Use of Telemetry Tracking
- Giraffe migration and Conservation Project
- Reptile pit fall traps
- Freshwater Ecology
- Mini SASS
- Fish Tagging
- Bird Ringing
- Educational Bush Walks – Ecology & Botany
- Tracks, Signs and Spoor
- Camera Trapping and data processing





AFRICA

ACCOMMODATION & LIFESTYLE

Life in the African Bush

ACCOMMODATION

AFRICA

Game Reserve Camps – Nambiti



ANY QUESTIONS?



INFO@GAPAFRICAPROJECTS.COM | +44 (0)207 1937819

Pre-Departure Presentation 9

ACCOMMODATION

AFRICA

Game Reserve Camps – Nambiti



ANY QUESTIONS?


INFO@GAPAFRICAPROJECTS.COM | +44 (0)207 1937819

Pre-Departure Presentation 10

ACCOMMODATION

AFRICA

Game Reserve Camps – Zingela



ANY QUESTIONS?


INFO@GAPAFRICAPROJECTS.COM | +44 (0)207 1937819

Pre-Departure Presentation 11

ACCOMMODATION

AFRICA

Game Reserve Camps – Zingela



ANY QUESTIONS?

INFO@GAPAFRICAPROJECTS.COM | +44 (0)207 1937819

Pre-Departure Presentation 12

ACCOMMODATION

AFRICA

Food at the project

Three meals are provided a day prepared by the kitchen staff.

Breakfasts will consist of toast and cereals; lunch may include pasta, wraps, burgers, stir fry; dinners include meat, fish and vegetables with rice, potatoes or pasta.

On weekends a braai (BBQ) is often organised.

Please advise us of any dietary requirements in advance so we can ensure that you are adequately catered for.



ANY QUESTIONS?

INFO@GAPAFRICAPROJECTS.COM | +44 (0)207 1937819

Pre-Departure Presentation 13

Sample Menu

Day 1	Day 2	Day 3	Day 4	Day 5
Scrambled eggs, savoury beans or mince or bacon toast (Jam, PButter)	Yoghurts, muesli, cereal, fruit	Pancakes, banana, fruit	Oatmeal porridge, fruit, toast & jam	French toast (Eggy bread)
Quiche & salad	Macaroni Cheese	Soup & homemade bread	Hotdogs	Braai broodjies (tomato, cheese, onion toasties on open fire)
Nachos (vegan or mince)	Beef stew & rice	Braai (Barbeque) with salads	Chicken ala King & rice	Chickpea curry mild

We must know of any dietary requirements, allergies and intolerants at least 6 weeks before departure.



AFRICA

PRE DEPARTURE INFORMATION

Travel details, kit lists and Q&A

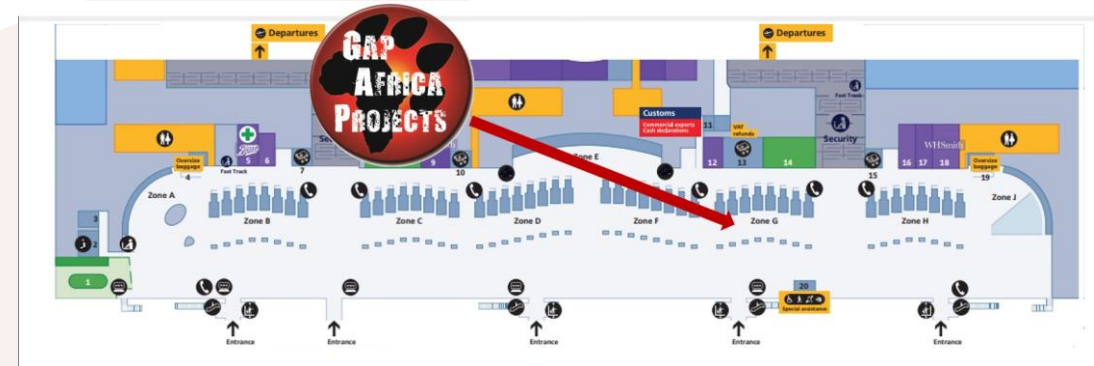
FLIGHT INFORMATION

AFRICA

Departure from the United Kingdom | Arrival to South Africa

London Heathrow Airport – Terminal 5

Meet to check in at 16:05



Flight No	Flight Date	Dept.	Dept. Time	Arr.	Arr. Time
BA55	15/06/25	London Heathrow (LHR)	19:05	Johannesburg (JNB)	07:00 +1day

Johannesburg OR Tambo – Terminal A

Pass through immigration | Collect baggage | Clear customs
GAP team member to meet group in arrivals hall

Transfer from OR Tambo to Nambiti (+- 5 Hours)

Baggage Allowance



Adults and Children

1 checked bag (23kg/51lb)

1 cabin bag (56 x 45 x 25cm)

1 handbag or backpack (40 x 30 x 15cm)

FLIGHT INFORMATION

AFRICA

Departure from South Africa | Arrival to the United Kingdom

Johannesburg OR Tambo – Terminal A

Check in at international departures

Flight No	Flight Date	Dept.	Dept. Time	Arr.	Arr. Time
BA56	29/06/2025	Johannesburg (JNB)	19:25	London Heathrow (LHR)	04:45 + 1 Day

London Heathrow Airport – Terminal 5

Pass through immigration | Collect baggage | Clear customs



TRAVEL DOCUMENTS

AFRICA

Travel Documents

Final Documents Issued:
02/06/2025

Emailed to your personal
and/or college email
address

Print and take copies

Boarding passes issued at
the airport

Passports!

Gap Africa Projects Life changing conservation and community projects that make a difference

Your e-ticket

Travelport ViewTrip™
This Electronic Ticket Receipt has been brought to you by Travelport ViewTrip and your travel provider.
For the latest information on your travel plans, view your itinerary at [ViewTrip.com](#)

Reservation Number: RS3RGS [View Electronic Ticket Receipt](#)

Traveler		
Passenger Name	Billing Address	Delivery Address
DEELEY, GEORGE	TRAVEL COUNSELLORS PHENIX TRAVEL HOUSE CHURCHGATE BOLTON MILL 11TH	No Address On Record

Agency Information
TRAVEL COUNSELLORS LTD
Travel House
Bolton L1 1TH
UNITED KINGDOM
Agency Phone: 01204 536 084 TRAVEL COUNSELLORS PLC PHENIX FLTS
Agency IATA Number: 91277992

e-Ticket Receipt - 932394169022 - VS 801 - 28 Jun 2015 - LHR
Today's Date: 29 May 2015
Ticket Number: 932394169022
Galileo Reservation Number: RS3RGS
Ticket Issue Date: 27 May 2015

Flight Information
28 Jun 2015
Virgin Atlantic Airways Ltd. (VS) 801 Economy (Y)
Virgin Atlantic Airways Ltd Confirmation Number: 9H0234
Depart: Heathrow (LHR) - Terminal 3 9:05 PM Fare Basis: BT
London
Arrive: Johannesburg (JNB) - Terminal A 9:05 AM Not Valid After: 28 Jun 2015
Not Valid After: 28 Jun 2015
Applies to: LHR - JNB
Baggage Allowance: 1 Piece Plan

This is an important document. Make sure that you take it with you when you travel.

ATOL Certificate

This confirms that your money is protected by the ATOL scheme and that you can get home if your travel company collapses.
This certificate sets out how the ATOL scheme will protect the people named on it for the parts of their trip listed below.

Who is protected? Number of passengers: 42
See page 2 for details

What is protected?
Package holiday to South Africa for 13 days
30/05/2015 04:07 London Heathrow (LHR) Johannesburg (JNB) 21:08:00 + 1 Day
15/06/2015 04:07 Johannesburg (JNB) London Heathrow (LHR) 15:00:00 + 1 Day
13/07/2015 04:07 London Heathrow (LHR) Johannesburg (JNB) 19:00:00 + 1 Day

You can find more detailed information on your booking, including price, on the confirmation you will receive from Gap Africa Projects Limited

Who is protecting your trip?
Gap Africa Projects Limited ATOL Number 10890

Your protection
You are protected from when you were given this certificate to the end of your trip.
If Gap Africa Projects Limited stops trading, the passengers named above will either:
1 complete their trip and return to the UK; or
2 receive a refund.
Your protection depends on the terms of the ATOL scheme (available at [www.atol.org.uk](#)).
If Gap Africa Projects Limited stops trading, you must follow the instructions at [www.atol.org.uk](#) (where there will be details of arrangements to bring people back to the UK, and information on how people can claim their money back) or you can call (+44) 20 7453 6350.

By issuing this ATOL Certificate, under Regulation 17 of the Civil Aviation (Air Travel Organisers' Licensing) Regulations 2012, Gap Africa Projects Ltd confirms that the trip to which it applies is sold in line with the ATOL held by the organiser named above. The ATOL scheme is run by the Civil Aviation Authority and paid for by the Air Travel Trust. To see what that is and what you can expect, together with full information on its terms and conditions, go to [www.atol.org.uk](#). As well as the protection of the ATOL scheme, you have protection under the Package Travel Regulations. For more information see [www.direct.gov.uk](#) in the Travel and Transport section.

Unique reference number	Date of issue	ATOL Certificate issuer	ATOL number	Package sale
4490	09/11/2023	Gap Africa Projects Ltd	10890	

Gap Africa Projects Life changing conservation and community projects that make a difference

16/07/2017	Check in for your flight at the South African Airways Check in Desk, London Heathrow, Terminal 2	18:00
	Depart London Heathrow	SA237 21:00
17/07/2017	Arrive Johannesburg International Airport, Terminal A	09:00
Upon arrival please clear immigration and collect your baggage to pass through Customs		
A member of the Gap Africa Projects ground team will meet you at International Arrivals Hall and take you through to Domestic Departures, terminal B. Please look out for our Meet and Great Board.		
Drop off Baggage at SAA bag drop - Domestic Terminal B		
	Depart Johannesburg	SA405 10:45
	Arrive Port Elizabeth Airport	12:30
Upon arrival you will be met by a representative from Blunden Tours and transferred to Shamwari Game Reserve		
Shamwari Group Conservation Experience x 14 DAYS		
31/07/2017	Today is the final day of your placement and you will be transferred to Port Elizabeth Airport	11:00
Check in for your flight at the SAA Check in Desk		
	Depart Port Elizabeth	SA420 14:35
	Arrive Johannesburg Terminal B	16:10
Upon arrival please make your way to Terminal A International Departures		
	Depart Johannesburg	SA234 19:55
02/08/2017	Arrive London Heathrow, terminal 2	06:25

Important Travel Advice
Under 18 Visa Requirements.
If you are aged under 18, whether travelling alone or within a group you must adhere to the regulations set for minors entering the republic of South Africa. <http://www.dha.gov.za/index.php/civic-services/travelling-with-children>
Names and spellings.
It is crucial that they match what is printed on your passport. If there is a mistake this will need to be changed, otherwise you may be refused travel.

<https://gapafricaprojects.com/4596-reu>

ANY QUESTIONS?

INFO@GAPAFRICAPROJECTS.COM | +44 (0)207 1937819

Pre-Departure Presentation 18

TRIP DOCUMENTS

AFRICA

Group Web Page & Travel Documents



Student Frequently Asked Questions - Click to View



Student Guidelines and House Rules - Click to View



Student - Frequently Asked Questions

Contents

Pre-Departure.....	2
1. What documents should I receive from Gap Africa?.....	2
2. What travel documents are required?.....	2
3. What should I bring?.....	2
4. What should I wear?.....	2
5. What should I do if I get sick?.....	3
6. What should I do if I get lost?.....	3
7. What should I do if I get injured?.....	3
8. What should I do if I get kidnapped?.....	3
9. What should I do if I get arrested?.....	3
10. What should I do if I get killed?.....	3
11. What should I do if I get raped?.....	3
12. What should I do if I get kidnapped?.....	3
13. What should I do if I get arrested?.....	3
14. What should I do if I get killed?.....	3
15. What should I do if I get raped?.....	3
16. What should I do if I get kidnapped?.....	3
17. What should I do if I get arrested?.....	3
18. What should I do if I get killed?.....	3
19. What should I do if I get raped?.....	3
20. What should I do if I get kidnapped?.....	3
21. What should I do if I get arrested?.....	3
22. What should I do if I get killed?.....	3
23. What should I do if I get raped?.....	3
24. What should I do if I get kidnapped?.....	3
25. What should I do if I get arrested?.....	3
26. What should I do if I get killed?.....	3
27. What should I do if I get raped?.....	3
28. What should I do if I get kidnapped?.....	3
29. What should I do if I get arrested?.....	3
30. What should I do if I get killed?.....	3
31. What should I do if I get raped?.....	3
32. What should I do if I get kidnapped?.....	3
33. What should I do if I get arrested?.....	3
34. What should I do if I get killed?.....	3
35. What should I do if I get raped?.....	3
36. What should I do if I get kidnapped?.....	3
37. What should I do if I get arrested?.....	3
38. What should I do if I get killed?.....	3
39. What should I do if I get raped?.....	3
40. What should I do if I get kidnapped?.....	3
41. What should I do if I get arrested?.....	3
42. What should I do if I get killed?.....	3
43. What should I do if I get raped?.....	3
44. What should I do if I get kidnapped?.....	3
45. What should I do if I get arrested?.....	3
46. What should I do if I get killed?.....	3
47. What should I do if I get raped?.....	3
48. What should I do if I get kidnapped?.....	3
49. What should I do if I get arrested?.....	3
50. What should I do if I get killed?.....	3
51. What should I do if I get raped?.....	3
52. What should I do if I get kidnapped?.....	3
53. What should I do if I get arrested?.....	3
54. What should I do if I get killed?.....	3
55. What should I do if I get raped?.....	3
56. What should I do if I get kidnapped?.....	3
57. What should I do if I get arrested?.....	3
58. What should I do if I get killed?.....	3
59. What should I do if I get raped?.....	3
60. What should I do if I get kidnapped?.....	3
61. What should I do if I get arrested?.....	3
62. What should I do if I get killed?.....	3
63. What should I do if I get raped?.....	3
64. What should I do if I get kidnapped?.....	3
65. What should I do if I get arrested?.....	3
66. What should I do if I get killed?.....	3
67. What should I do if I get raped?.....	3
68. What should I do if I get kidnapped?.....	3
69. What should I do if I get arrested?.....	3
70. What should I do if I get killed?.....	3
71. What should I do if I get raped?.....	3
72. What should I do if I get kidnapped?.....	3
73. What should I do if I get arrested?.....	3
74. What should I do if I get killed?.....	3
75. What should I do if I get raped?.....	3
76. What should I do if I get kidnapped?.....	3
77. What should I do if I get arrested?.....	3
78. What should I do if I get killed?.....	3
79. What should I do if I get raped?.....	3
80. What should I do if I get kidnapped?.....	3
81. What should I do if I get arrested?.....	3
82. What should I do if I get killed?.....	3
83. What should I do if I get raped?.....	3
84. What should I do if I get kidnapped?.....	3
85. What should I do if I get arrested?.....	3
86. What should I do if I get killed?.....	3
87. What should I do if I get raped?.....	3
88. What should I do if I get kidnapped?.....	3
89. What should I do if I get arrested?.....	3
90. What should I do if I get killed?.....	3
91. What should I do if I get raped?.....	3
92. What should I do if I get kidnapped?.....	3
93. What should I do if I get arrested?.....	3
94. What should I do if I get killed?.....	3
95. What should I do if I get raped?.....	3
96. What should I do if I get kidnapped?.....	3
97. What should I do if I get arrested?.....	3
98. What should I do if I get killed?.....	3
99. What should I do if I get raped?.....	3
100. What should I do if I get kidnapped?.....	3

Gap Africa Projects - General Guidelines and House Rules:

As a participant in Gap Africa Projects, I understand and agree to adhere to the following guidelines:

1. Timeliness and Curfew: I commit to respecting designated timings, including early mornings and curfew times.
2. Behavioural Expectations: I agree to uphold the behavioural standards set by my institution, maintaining respect for others and the local culture.
3. Language and Conduct: I recognise that the use of foul language is inappropriate and will respectfully challenge any instances of it among fellow participants.
4. Smoking and Vaping: I agree not to smoke or vape inside any buildings or vehicles, utilising only designated smoking areas for such activities.
5. Alcohol Policy: I agree to comply with my institution's alcohol policy and ensure that if I choose to drink, I do so responsibly and without becoming intoxicated during any activities.
6. Substance Use: I understand and agree that the use of narcotic substances is strictly prohibited.
7. Community Interaction: I will refrain from giving money or food directly to individuals in the community, as it may perpetuate a culture of dependency.
8. Health and Dietary Needs: I will inform Gap Africa Projects of any medical conditions, mental health concerns, or dietary restrictions at least six weeks before travel.
9. Personal Supplies: I commit to bringing any preferred snacks or foods if I know I am a picky/fussy eater.
10. Insurance: I agree to obtain appropriate travel and medical insurance that covers all activities during the trip.

GLOBAL reach. ADVENTURE for all. PROJECTS to inspire.

<https://gapafricaprojects.com/4596-reu>

ANY QUESTIONS?

INFO@GAPAFRICAPROJECTS.COM | +44 (0)207 1937819

Pre-Departure Presentation 19

Suggested kit list

- Short sleeve shirts
- Long work trousers
- T shirts
- Hiking Boots/comfortable walking shoes to work in every day
- Rain jacket
- Sweatshirt/Fleece (Winter months pack plenty)
- Padded parka jacket/windbreaker – warm (it can get very cold on an open vehicle – even on a summer evening)
- Daypack rucksack
- Socks
- Warm Hat (in winter only) /Hat for sun protection (all year round)
- Working gloves
- Gloves for warmth (in winter only)

- Changes of casual clothes for evenings
- Underwear
- Sandals / comfy shoes to wear after work hours
- Swimming costume
- Toiletries
- Tick / insect repellent

Other useful items:

- | | |
|----------------|--------------------------|
| • Binoculars | • Personal medical items |
| • Head torch | • Cards/Games |
| • Water bottle | • Sunscreen |
| • Camera | • Mammal/bird book |
| • Sunglasses | • Notebook/diary and pen |















* All work clothes should be neutral or earth tones for working in the bush. No skimpy or bright-coloured clothing to be worn

USEFUL INFORMATION

AFRICA

Climate

Nambiti/ Zingela

15	16	17	18	19	20	21
						
20° 6°	21° 6°	22° 4°	20° 5°	20° 4°	19° 5°	20° 2°
22	23	24	25	26	27	28
						
19° 2°	19° 3°	19° 4°	19° 5°	19° 4°	22° 4°	22° 3°

USEFUL INFORMATION

AFRICA

Currency & Credit Cards

The currency for South Africa is the South African Rand (ZAR). Foreign exchange may be arranged at the airport or in major centres.

It is not recommended that travellers carry large sums of cash, keep a reasonable amount on hand and primarily use credit cards.

All major credit cards are widely accepted.

Travel Cards are very useful; preload before travelling and the best exchange rate is used.

Wise Travel Card offers up to £500.00 with no transfer fee for GAP Africa Projects travellers

<https://wise.prfl.hn/l/xZJx9gq>



Tipping

Whilst there is no obligation, it is a nice gesture to show your appreciation for the rangers and housekeeping staff by leaving a small tip/donation for the staff at the reserve when you leave; any amount is always appreciated.

USEFUL INFORMATION

AFRICA

Phones & Internet

Mobile phone coverage is good at the accommodation, although there may be some areas on the reserve where there isn't any coverage. eSIM or purchasing a SIM card at the airport is another option


Some Wi-Fi is provided free of charge at the accommodation. Internet speeds are not up to international urban standards but are effective for communication.

We have partnered with Holafly eSim provider 5% discount use code GAPAFRICAPROJECTS







Benefits of an eSIM



- Unlimited Data Plans
- Keep your WhatsApp number
- Immediate Delivery
- Uses both Vodacom and MTN the two major networks in South Africa



<https://shorturl.at/sxE29>

 Unlimited data Enjoy unlimited data while traveling to numerous destinations worry-free. Learn more	 Keep using your favorite apps Get that safe ride home, find that great restaurant, and pin the local attractions, all while staying connected with your loved ones.	 Keep your WhatsApp number You can call and message all your contacts on WhatsApp, like you're in the same country. Don't lose touch with family and friends.
 24/7 Customer Support In need of assistance? Our 24/7 chat support is just a message away to keep you connected and help you with everything you need.	 Fast and Reliable Internet Connection Connect to the best networks at your destination and get internet that's both reliable and fast	 Enjoy dual SIMs Enjoy the flexibility of our digital eSIM while keeping the option to use your original SIM as usual whenever you need it.

Health Risks

Immunisation:

When entering South Africa, no international immunisation is required., however, a yellow fever vaccination certificate is required from travellers if they enter South Africa within 6 days of leaving an infected country.

Our advice: Visit your local (travel) doctor to get up-to-date information about requirements when travelling.

DTP inoculation (diphtheria, tetanus and polio) is essential. Please visit the following web page for advice from the UK Foreign Office:

<https://travelhealthpro.org.uk/country/201/south-africa>

Drinking Water:

Drinking water is available at the project (filtered rainwater); always make sure you keep hydrated.

HIV/Aids in South Africa:

As in other countries, HIV/Aids is a serious concern in South Africa and one you must be aware of. You should always be careful when dealing with an injured person to avoid the risk of infection. Always take necessary precautions and avoid sexual contact.

Sun:

South Africa has a warm sunny climate, you should wear sunscreen and a hat whenever you are out of doors during the day, particularly between 10am and 4 pm – regardless of whether there is cloud cover or not. Whatever your complexion you can still get sunburned if you are from a cooler climate. Sunglasses are also recommended as the glare of the African sun can be very strong.

Malaria:

The project is located in a malaria free area

<http://www.sa-venues.com/malaria-risk-areas.htm>

Insurance

Comprehensive travel insurance is provided by the university. For further details on the policy, please contact the university directly. If you are bringing valuable equipment, we recommend checking whether it is covered under the policy.

<https://www.true traveller.com/?tag=4480>



Loadshedding

Scheduled blackouts/power cuts – the team will inform you when the power will be off, normally for 2-4h at a time.

Passport Requirements

It can take up to 6 weeks to obtain a passport – remember to start this process in plenty of time.

Your passport needs to be valid for at least 30 days beyond your intended stay and have at least two blank pages.

Visa Requirements

A visa is not required for British Passport holders, all other nationalities should check the requirements via the website below, if required a visa can be obtained from the South African High Commission.

<http://www.dha.gov.za/index.php/immigration-services/exempt-countries>



COMMUNITY PROJECTS

AFRICA

Community GAP Donation Bags

- Magazines
- Books for school library
- Educational posters
- Stationary
- Sports kit (football kit, boots, shirts, balls, netball bibs etc)
- Skipping ropes
- Recyclable pads for Move Africa donation



Trip Clothing

Online shop available for trip clothing:

GAP Trip Hoodie

GAP Africa Polo Shirts

GAP Africa Caps

GAP Africa Beenie

GAP Africa 500ml Bottle

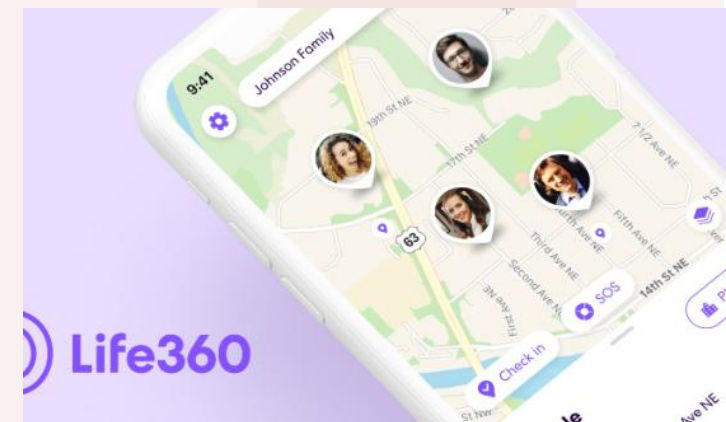


Useful App's for Next of Next of Kin

We recommend that Next of Kin also download and set up the following app, we have found this to be useful in knowing where are students whilst on the trip!

Flightradar24 – very useful for tracking flights, showing departure times, any delays and flight location in travel.

Life360 – is great for following them on their journey.





GLOBAL reach. **ADVENTURE** for all. **PROJECTS** to inspire.

Explore our network of Global Adventure Projects:



GLOBALADVENTUREPROJECTS.COM

