



# Easton College Q&A Presentation

The background image is a composite of two photographs. The left side shows a group of four people (three men and one woman) standing in a field of tall, dry grass, looking towards a savanna landscape with a small pond and hills in the distance. The right side is a close-up of a lioness walking through tall grass, looking towards the left. A large, semi-transparent circular graphic is centered over the image, containing the text "KwaZulu-Natal Conservation Field Trip".

## KwaZulu-Natal Conservation Field Trip

**AFRICA**

**GLOBAL** reach. **ADVENTURE** for all. **PROJECTS** to inspire.



# ABOUT THE PROJECT

AFRICA

## KwaZulu-Natal Conservation Field Trip- Location





# ABOUT THE PROJECT

AFRICA

## Nambiti Game Reserve (19/05/2025 – 24/05/2025)

**Nambiti Game Reserve** is a magnificent 23,000 acres of unspoiled wilderness boasting the Big 5 and incredible biodiversity (grasslands, riverine bush, savannah and thornveld) offering unprecedented diversity of wildlife.





# ABOUT THE PROJECT

AFRICA

## Zingela River Safari (24/05/2025 – 29/05/2025)

**Zingela Wildlife Reserve** covers 12,500 acres of predator free, pristine African bushveld. You will have the opportunity to be involved with the research that takes place at the property;. You will also have the chance to participate in a host of activities during your stay.



ANY QUESTIONS?

INFO@GAPAFRICAPROJECTS.COM | +44 (0)207 1937819

Pre-Departure Presentation 4



## Channel 5 Documentary

- Killer Crocs on Channel 5 includes two of the team from Zingela
- <https://www.channel5.com/show/killer-crocs-with-steve-backshall>







AFRICA

# ACCOMMODATION & LIFESTYLE

Life in the African Bush



# ACCOMMODATION

AFRICA

## Game Reserve Camps – Nambiti



ANY QUESTIONS?

[INFO@GAPAFRICAPROJECTS.COM](mailto:INFO@GAPAFRICAPROJECTS.COM) | +44 (0)207 1937819

Pre-Departure Presentation 7



# ACCOMMODATION

AFRICA

## Game Reserve Camps – Zingela



ANY QUESTIONS?

INFO@GAPAFRICAPROJECTS.COM | +44 (0)207 1937819

Pre-Departure Presentation 8



# ACCOMMODATION

AFRICA

## Food at the project

Three meals are provided a day prepared by the kitchen staff.

Breakfasts will consist of toast and cereals; lunch may include pasta, wraps, burgers, stir fry; dinners include meat, fish and vegetables with rice, potatoes or pasta.

On weekends a braai (BBQ) is often organised.

Please advise us of any dietary requirements in advance so we can ensure that you are adequately catered for.





## Sample Menu

Day 1	Day 2	Day 3	Day 4	Day 5
Scrambled eggs, savoury beans or mince or bacon toast (Jam, PButter)	Yoghurts, muesli, cereal, fruit	Pancakes, banana, fruit	Oatmeal porridge, fruit, toast & jam	French toast (Eggy bread)
Quiche & salad	Macaroni Cheese	Soup & homemade bread	Hotdogs	Braai broodjies (tomato, cheese, onion toasties on open fire)
Nachos (vegan or mince)	Beef stew & rice	Braai (Barbeque) with salads	Chicken ala King & rice	Chickpea curry mild

We must know of any dietary requirements, allergies and intolerants at least 6 weeks before departure.





**AFRICA**

# **PRE DEPARTURE INFORMATION**

Travel details, kit lists and Q&A



# FLIGHT INFORMATION

AFRICA

## Departure from the United Kingdom | Arrival to South Africa

### London Heathrow Airport – Terminal 3

Meet to check in at 19.15

Flight No	Flight Date	Dept.	Dept. Time	Arr.	Arr. Time
VS449	18/05/25	London Heathrow (LHR)	22.15	Johannesburg (JNB)	10.20+1day

### Johannesburg OR Tambo – Terminal A

Clear immigration & collect baggage to clear customs

Meet and Greet at JNB Arrivals Hall @ Information Desk

Transfer to Nambiti





## Baggage Allowance



1x checked

Maximum weight 23kg

Maximum dimensions 90 x 75 x 43cm  
(35.5 x 29.5 x 16ins)



## Hand Baggage

Maximum weight is 10Kg  
Maximum dimensions is 23 x 36 x 56cm

<https://help.virginatlantic.com/bb/en/baggage/check-in-baggage-allowance.html>



# FLIGHT INFORMATION

AFRICA

## Departure from South Africa | Arrival to the United Kingdom

### Johannesburg OR Tambo – Terminal A

Check-in at the check-in desk

Flight No	Flight Date	Dept.	Dept. Time	Arr.	Arr. Time
VS450	29/05/25	Johannesburg (JNB)	20.40	London Heathrow (LHR)	06.45+ 1 Day

Checked Baggage Allowance: 23KG  
Hand Baggage Allowance: 10KG





# TRAVEL DOCUMENTS

AFRICA

## Travel Documents

Final Documents Issued  
05/05/2025

Emailed to your personal  
and/or college email  
address

Print and take copies

Boarding passes issued at  
the airport

Passports!



**Travelport ViewTrip™**  
This Electronic Ticket Receipt has been brought to you by Travelport ViewTrip and your travel provider.  
For the latest information on your travel plans, view your itinerary at [ViewTrip.com](#).

Reservation Number: RS3RGS [View Electronic Ticket Receipt](#)

Traveler		
Passenger Name	Billing Address	Delivery Address
DEELEY, GEORGE M	TRAVEL COUNSELLORS PHENIX TRAVEL HOUSE CHURCHGATE BOLTON BL11 1TH	No Address On Record

**Agency Information**  
TRAVEL COUNSELLORS LTD  
Travel House  
Bolton L1 1TH  
UNITED KINGDOM  
Agency Phone: 01206 536 084 TRAVEL COUNSELLORS PLC PHENIX FLTS  
Agency IATA Number: 91277992

e-Ticket Receipt	Galileo Reservation Number	Ticket Issue Date
9323941650522 - VS 801 - 28 Jun 2015 - LHR	RS3RGS	27 May 2015

**Flight Information**  
28 Jun 2015  
Virgin Atlantic Airways Ltd. (VS) 801 Economy (C) Virgin Atlantic Airways Ltd Confirmation Number: 8H0234  
Depart: Heathrow (LHR) - Terminal 3 9:05 PM Fare Basis: 01  
London  
Arrive: Johannesburg (JNB) - Terminal A 9:05 AM Not Valid After: 28 Jun 2015  
Applies to: LHR - JNB  
Baggage Allowance: 1 Piece Plan

This is an important document. Make sure that you take it with you when you travel.

## ATOL Certificate

This confirms that your money is protected by the ATOL scheme and that you can get home if your travel company collapses.  
This certificate sets out how the ATOL scheme will protect the people named on it for the parts of their trip listed below.

Who is protected?	Number of passengers:
See page 2 for details	42

**What is protected?**  
Package holiday to South Africa for 13 days  
30/05/2015 04:07 London Heathrow (LHR) Johannesburg (JNB) 21:28:08:15 + 1 Day  
15:00 Visa Show up: Duffon (DUFF) Johannesburg (JNB) 15:00:00:15 + 1 Day  
13/01/2015 04:07 Johannesburg (JNB) London Heathrow (LHR) 19:20:08:30 + 1 Day

You can find more detailed information on your booking, including price, on the confirmation you will receive from Gap Africa Projects Limited

**Who is protecting your trip?**  
Gap Africa Projects Limited ATOL Number 10890

**Your protection**  
You are protected from when you were given this certificate to the end of your trip.  
If Gap Africa Projects Limited stops trading, the passengers named above will either:  
1 complete their trip and return to the UK; or  
2 receive a refund.  
Your protection depends on the terms of the ATOL scheme (available at [www.atol.org.uk](#)).

If Gap Africa Projects Limited stops trading, you must follow the instructions at [www.atol.org.uk](#) (where there will be details of arrangements to bring people back to the UK, and information on how people can claim their money back) or you can call (+44) 20 7453 6350.

Unique reference number:	Date of issue:	ATOL Certificate issuer:	ATOL number:	Package sale
4490	09/11/2023	Gap Africa Projects Ltd	10890	

**Important Travel Advice**  
Under 18 Visa Requirements.  
If you are aged under 18, whether travelling alone or within a group you must adhere to the regulations set for minors entering the republic of South Africa. <http://www.dha.gov.za/index.php/civic-services/travelling-with-children>

**Names and spellings.**  
It is crucial that they match what is printed on your passport. If there is a mistake this will need to be changed, otherwise you may be refused travel.

Date	Event	Time
16/07/2017	Check in for your flight at the South African Airways Check in Desk, London Heathrow, Terminal 2	18:00
	Depart London Heathrow	18:27
17/07/2017	Arrive Johannesburg International Airport, Terminal A	09:00
Upon arrival please clear immigration and collect your baggage to pass through Customs		
A member of the Gap Africa Projects ground team will meet you at International Arrivals Hall and take you through to Domestic Departures, terminal B. Please look out for our Meet and Great Board.		
Drop off Baggage at SAA bag drop - Domestic Terminal B		
	Depart Johannesburg	10:45
	Arrive Port Elizabeth Airport	12:30
Upon arrival you will be met by a representative from Blunden Tours and transferred to Shamwari Game Reserve		
Shamwari Group Conservation Experience x 14 DAYS		
31/07/2017	Today is the final day of your placement and you will be transferred to Port Elizabeth Airport	11:00
Check in for your flight at the SAA Check in Desk		
	Depart Port Elizabeth	14:35
	Arrive Johannesburg Terminal B	16:10
Upon arrival please make your way to Terminal A International Departures		
	Depart Johannesburg	18:55
01/08/2017	Arrive London Heathrow, terminal 2	06:25

<https://gapafricaprojects.com/4579-EST/>

ANY QUESTIONS?

INFO@GAPAFRICAPROJECTS.COM | +44 (0)207 1937819

Pre-Departure Presentation 15



# TRIP DOCUMENTS


AFRICA

## Group Web Page & Travel Documents

### FAQs and House Rules

📎 Student Frequently Asked Questions – Click to Download

📎 Student Guidelines and House Rules – Click to Download



<https://gapafricaprojects.com/4579-EST/>

#### Student – Frequently Asked Questions

##### Contents

Pre-Departure.....	2
1. What documents should I receive from Gap Africa?.....	2
2. What travel documents are required?.....	2
3. What should I bring?.....	2
4. What should I wear?.....	2
5. What should I do if I get sick?.....	3
6. What should I do if I get lost?.....	3
7. What should I do if I get injured?.....	3
8. What should I do if I get kidnapped?.....	3
9. What should I do if I get arrested?.....	3
10. What should I do if I get killed?.....	3
11. What should I do if I get raped?.....	3
12. What should I do if I get kidnapped and contacts?.....	3
13. What should I do if I get kidnapped incidents or issues during the trip?.....	4
14. What should I do if I get kidnapped or hospital?.....	4
15. What should I do if I get kidnapped?.....	4
16. What should I do if I get kidnapped considerations for the trip?.....	4
17. What should I do if I get kidnapped?.....	4
18. What should I do if I get kidnapped?.....	5
19. What should I do if I get kidnapped?.....	5
20. What should I do if I get kidnapped?.....	5
21. What should I do if I get kidnapped?.....	5
22. What should I do if I get kidnapped?.....	5
23. What should I do if I get kidnapped?.....	5
24. What should I do if I get kidnapped?.....	5
25. What should I do if I get kidnapped?.....	5
26. What should I do if I get kidnapped?.....	5
27. What should I do if I get kidnapped?.....	5
28. What should I do if I get kidnapped?.....	5
29. What should I do if I get kidnapped?.....	5
30. What should I do if I get kidnapped?.....	5
31. What should I do if I get kidnapped?.....	5
32. What should I do if I get kidnapped?.....	5
33. What should I do if I get kidnapped?.....	5
34. What should I do if I get kidnapped?.....	5
35. What should I do if I get kidnapped?.....	5
36. What should I do if I get kidnapped?.....	5
37. What should I do if I get kidnapped?.....	5
38. What should I do if I get kidnapped?.....	5
39. What should I do if I get kidnapped?.....	5
40. What should I do if I get kidnapped?.....	5
41. What should I do if I get kidnapped?.....	5
42. What should I do if I get kidnapped?.....	5
43. What should I do if I get kidnapped?.....	5
44. What should I do if I get kidnapped?.....	5
45. What should I do if I get kidnapped?.....	5
46. What should I do if I get kidnapped?.....	5
47. What should I do if I get kidnapped?.....	5
48. What should I do if I get kidnapped?.....	5
49. What should I do if I get kidnapped?.....	5
50. What should I do if I get kidnapped?.....	5
51. What should I do if I get kidnapped?.....	5
52. What should I do if I get kidnapped?.....	5
53. What should I do if I get kidnapped?.....	5
54. What should I do if I get kidnapped?.....	5
55. What should I do if I get kidnapped?.....	5
56. What should I do if I get kidnapped?.....	5
57. What should I do if I get kidnapped?.....	5
58. What should I do if I get kidnapped?.....	5
59. What should I do if I get kidnapped?.....	5
60. What should I do if I get kidnapped?.....	5
61. What should I do if I get kidnapped?.....	5
62. What should I do if I get kidnapped?.....	5
63. What should I do if I get kidnapped?.....	5
64. What should I do if I get kidnapped?.....	5
65. What should I do if I get kidnapped?.....	5
66. What should I do if I get kidnapped?.....	5
67. What should I do if I get kidnapped?.....	5
68. What should I do if I get kidnapped?.....	5
69. What should I do if I get kidnapped?.....	5
70. What should I do if I get kidnapped?.....	5
71. What should I do if I get kidnapped?.....	5
72. What should I do if I get kidnapped?.....	5
73. What should I do if I get kidnapped?.....	5
74. What should I do if I get kidnapped?.....	5
75. What should I do if I get kidnapped?.....	5
76. What should I do if I get kidnapped?.....	5
77. What should I do if I get kidnapped?.....	5
78. What should I do if I get kidnapped?.....	5
79. What should I do if I get kidnapped?.....	5
80. What should I do if I get kidnapped?.....	5
81. What should I do if I get kidnapped?.....	5
82. What should I do if I get kidnapped?.....	5
83. What should I do if I get kidnapped?.....	5
84. What should I do if I get kidnapped?.....	5
85. What should I do if I get kidnapped?.....	5
86. What should I do if I get kidnapped?.....	5
87. What should I do if I get kidnapped?.....	5
88. What should I do if I get kidnapped?.....	5
89. What should I do if I get kidnapped?.....	5
90. What should I do if I get kidnapped?.....	5
91. What should I do if I get kidnapped?.....	5
92. What should I do if I get kidnapped?.....	5
93. What should I do if I get kidnapped?.....	5
94. What should I do if I get kidnapped?.....	5
95. What should I do if I get kidnapped?.....	5
96. What should I do if I get kidnapped?.....	5
97. What should I do if I get kidnapped?.....	5
98. What should I do if I get kidnapped?.....	5
99. What should I do if I get kidnapped?.....	5
100. What should I do if I get kidnapped?.....	5

#### Gap Africa Projects – General Guidelines and House Rules:

As a participant in Gap Africa Projects, I understand and agree to adhere to the following guidelines:

1. Timeliness and Curfew: I commit to respecting designated timings, including early mornings and curfew times.
2. Behavioural Expectations: I agree to uphold the behavioural standards set by my institution, maintaining respect for others and the local culture.
3. Language and Conduct: I recognise that the use of foul language is inappropriate and will respectfully challenge any instances of it among fellow participants.
4. Smoking and Vaping: I agree not to smoke or vape inside any buildings or vehicles, utilising only designated smoking areas for such activities.
5. Alcohol Policy: I agree to comply with my institution's alcohol policy and ensure that if I choose to drink, I do so responsibly and without becoming intoxicated during any activities.
6. Substance Use: I understand and agree that the use of narcotic substances is strictly prohibited.
7. Community Interaction: I will refrain from giving money or food directly to individuals in the community, as it may perpetuate a culture of dependency.
8. Health and Dietary Needs: I will inform Gap Africa Projects of any medical conditions, mental health concerns, or dietary restrictions at least six weeks before travel.
9. Personal Supplies: I commit to bringing any preferred snacks or foods if I know I am a picky/fussy eater.
10. Insurance: I agree to obtain appropriate travel and medical insurance that covers all activities during the trip.

GLOBAL reach. ADVENTURE for all. PROJECTS to inspire.



## Suggested kit list

- Short sleeve shirts
- Long work trousers and shorts  
(Or work trousers with zip-off longs)
- T shirts
- Hiking Boots/comfortable walking shoes to work in every day
- Rain jacket
- Sweatshirt/Fleece (Winter months pack plenty)
- Padded parka jacket/windbreaker – warm (it can get very cold on an open vehicle – even on a summer evening)
- Daypack rucksack
- Walking socks
- Warm Hat (in winter only) /Hat for sun protection (all year round)
- Working gloves
- Gloves for warmth (in winter only)

- Changes of casual clothes for evenings
- Underwear
- Sandals / comfy shoes to wear after work hours
- Beach towel
- Swimming costume
- Toiletries
- Tick / insect repellent

### Other useful items:

- |                |                          |
|----------------|--------------------------|
| • Binoculars   | • Personal medical items |
| • Good torch   | • Cards/Games            |
| • Water bottle | • Sunscreen              |
| • Camera       | • Mammal/bird book       |
| • Sunglasses   | • Notebook/diary and pen |

\* All work clothes should be neutral or earth tones for working in the bush. No skimpy or bright-coloured clothing to be worn

















# USEFUL INFORMATION

AFRICA

## Climate

### Nambiti / Zingela

18	19	20	21	22	23	24
						
22° 6°	23° 5°	22° 5°	22° 5°	22° 5°	22° 8°	22° 7°
25	26	27	28	29	30	31
						
22° 8°	21° 6°	24° 6°	23° 7°	21° 8°	24° 5°	23° 4°



# USEFUL INFORMATION

AFRICA

## Currency & Credit Cards

The currency for South Africa is the South African Rand (ZAR). Foreign exchange may be arranged at the airport or in major centres.

It is not recommended that travellers carry large sums of cash, keep a reasonable amount on hand and primarily use credit cards.

All major credit cards are widely accepted.

Travel Cards are very useful; preload before travelling and the best exchange rate is used.

Wise Travel Card offers up to £500.00 with no transfer fee for GAP Africa Projects travellers

<https://wise.prf.hn/l/XZJx9gq>



## Tipping

Whilst there is no obligation, it is a nice gesture to show your appreciation for the rangers and housekeeping staff by leaving a small tip/donation for the staff at the reserve when you leave; any amount is always appreciated.



# USEFUL INFORMATION

AFRICA

## Phones & Internet

Mobile phone coverage is good at the accommodation, although there may be some areas on the reserve where there isn't any coverage. eSIM or purchasing a SIM card at the airport is another option


Some Wi-Fi is provided free of charge at the accommodation. Internet speeds are not up to international urban standards but are effective for communication.

We have partnered with Holafly eSim provider 5% discount use code GAPAFRICAPROJECTS







### Benefits of an eSIM



- Unlimited Data Plans
- Keep your WhatsApp number
- Immediate Delivery
- Uses both Vodacom and MTN the two major networks in South Africa



<https://shorturl.at/sxE29>

 <b>Unlimited data</b> Enjoy unlimited data while traveling to numerous destinations worry-free. <a href="#">Learn more</a>	 <b>Keep using your favorite apps</b> Get that safe ride home, find that great restaurant, and pin the local attractions, all while staying connected with your loved ones.	 <b>Keep your WhatsApp number</b> You can call and message all your contacts on WhatsApp, like you're in the same country. Don't lose touch with family and friends.
 <b>24/7 Customer Support</b> In need of assistance? Our 24/7 chat support is just a message away to keep you connected and help you with everything you need.	 <b>Fast and Reliable Internet Connection</b> Connect to the best networks at your destination and get internet that's both reliable and fast	 <b>Enjoy dual SIMs</b> Enjoy the flexibility of our digital eSIM while keeping the option to use your original SIM as usual whenever you need it.

## Health Risks

### Immunisation:

When entering South Africa, no international immunisation is required., however, a yellow fever vaccination certificate is required from travellers if they enter South Africa within 6 days of leaving an infected country.

Our advice: Visit your local (travel) doctor to get up-to-date information about requirements when travelling.

DTP inoculation (diphtheria, tetanus and polio) is essential.

Please visit the following web page for advice from the UK Foreign Office:

<https://travelhealthpro.org.uk/country/201/south-africa>

### Drinking Water:

Drinking water is available at the project (filtered rainwater); always make sure you keep hydrated.

### HIV/Aids in South Africa:

As in other countries, HIV/Aids is a serious concern in South Africa and one you must be aware of. You should always be careful when dealing with an injured person to avoid the risk of infection. Always take necessary precautions and avoid sexual contact.

### Sun:

South Africa has a warm sunny climate, you should wear sunscreen and a hat whenever you are out of doors during the day, particularly between 10am and 4 pm – regardless of whether there is cloud cover or not. Whatever your complexion you can still get sunburned if you are from a cooler climate. Sunglasses are also recommended as the glare of the African sun can be very strong.

### Malaria:

The project is located in a malaria free area- recommended Jungle Deet Spray for St Lucia

<http://www.sa-venues.com/malaria-risk-areas.htm>



# USEFUL INFORMATION

AFRICA

## Insurance

Personal travel insurance is compulsory. Travel insurance does not need to be expensive and there are many good deals available for backpackers etc. Always be sure to check the insurance details to make sure you are covered for Covid 19, theft, loss, illness and injury. Check to see if your medical benefits are paid out as they incur or on your return home.

<https://www.true Traveller.com/?tag=4480>



You should select 'Adventure Pack' as this will cover you for the type of activities you will undertake during your trip

## Load Shedding

Scheduled blackouts/power cuts – the team will inform you when the power will be off, normally for 2-4h at a time.



## Passport Requirements

It can take up to 6 weeks to obtain a passport – remember to start this process in plenty of time.

Your passport needs to be valid for at least 30 days beyond your intended stay and have at least two blank pages.

## Stay safe overseas – KBYG

The better prepared you are when you travel abroad the safer you will be. The Foreign, Commonwealth and Development Office offers 'Know Before You Go' travel advice, including simple precautions you can take before and during your trip.

To find out more, check out their website:

<https://www.gov.uk/browse/abroad/travel-abroad>

## Visa Requirements

A visa is not required for British Passport holders, all other nationalities should check the requirements via the website below, if required a visa can be obtained from the South African High Commission.

<http://www.dha.gov.za/index.php/immigration-services/exempt-countries>

# COMMUNITY PROJECTS

AFRICA

## Community GAP Donation Bags

- Magazines
- Books for the school library's
- Educational posters
- Stationary
- Sports kit (football kit, boots, shirts, balls, netball bibs etc)
- Skipping ropes
- Recyclable pads for Move Africa donation
- Primary school uniform





# USEFUL INFORMATION

AFRICA

## Trip Clothing

An online shop is available for trip clothing:

GAP Trip Hoodie – included in your project.

GAP Africa Polo Shirts

GAP Africa Caps

GAP Africa Beenie

GAP Africa 500ml Bottle



SIZES	XS	S	M	L	XL	XXL	3XL	4XL	5XL
A - Half Chest	49	51	56	61	65	69	73	78	83
B - Body Length	64	67	70	73	76	79	82	86	90
C - Sleeve Length	57.5	59	60.5	62	63.5	65	66.5	68.5	70.5

All garment measurements are shown in centimetres (cm). Garment sizes are approximate and for guidance only.

SIZES	XS	S	M	L	XL	XXL	3XL	4XL	5XL
To Fit Chest Size	34 inch	36 inch	40 inch	44 inch	48 inch	52 inch	56 inch	60 inch	64 inch



ANY QUESTIONS?

INFO@GAPAFRICAPROJECTS.COM | +44 (0)207 1937819

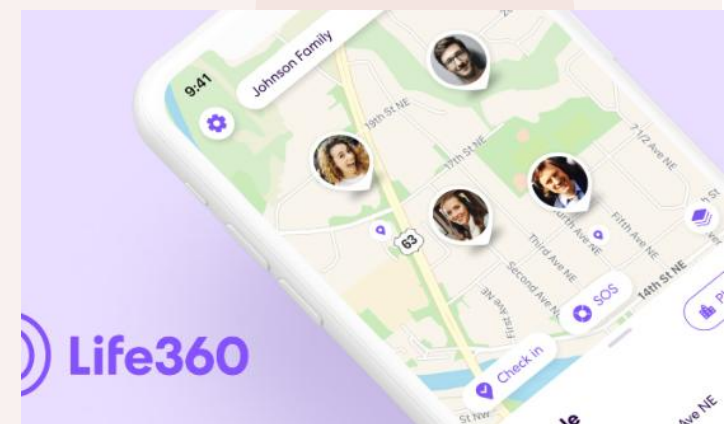
Pre-Departure Presentation 24

## Useful Apps for Next of Kin

We recommend that Next of Kin also download and set up the following app, we have found this to be useful in knowing where are students whilst on the trip!

Flightradar24 – very useful for tracking flights, showing departure times, any delays and flight location in travel.

Life360 – is great for following them on their journey.







**GLOBAL** reach. **ADVENTURE** for all. **PROJECTS** to inspire.

Explore our network of Global Adventure Projects:



**GLOBALADVENTUREPROJECTS.COM**

