



South Staffordshire (Rodbaston College) Q&A Presentation



Waterberg Wildlife & Veterinary Course



GLOBAL reach. **ADVENTURE** for all. **PROJECTS** to inspire.

ABOUT WELGEVONDEN

AFRICA

Welgevonden – Location



ANY QUESTIONS?

INFO@GAPAFRICAPROJECTS.COM | +44 (0)207 1937819

Project Presentation 2

ABOUT THE WATERBERG

AFRICA

Home to the BIG 5



ANY QUESTIONS?

INFO@GAPAFRICAPROJECTS.COM | +44 (0)207 1937819

Project Presentation 3

ABOUT THE WATERBERG

AFRICA

Home to over 60 Species of Mammal



ANY QUESTIONS?

INFO@GAPAFRICAPROJECTS.COM | +44 (0)207 1937819

Project Presentation 4



ACCOMODATION & LIFESTYLE

Living in the African Bush



ACCOMMODATION & LIFESTYLE

AFRICA

Welgevonden Accommodation

The student centre and camp is based on the reserve and boasts ten tents that sleep two to four people per tent in single beds, each tent also has lighting and electricity supply. There are communal hot and cold showers and regular flushing toilets. There are communal facilities including a lecture room, canteen, lounge, entertainment area and storage fridge. The centre also has access to Wi-Fi. The camp is fenced off inside the boundaries of the reserve, check out the aerial shot of camp! You can wake up and find an elephant 10 meters from your door!



ACCOMMODATION & LIFESTYLE

AFRICA

Welgevonden


All meals are provided in the communal dining room, there is an outside area for dining as well.

Three meals are provided daily on a self cook basis, prepared communally by the group. Students will take part in communal cooking and keeping the kitchen tidy.

Meals will either be served at the facility or in the field 'picnic' style, this depends on activities either planned or unscheduled.

The research team often work 6 days a week so time off is often limited to Sundays only.

Most evenings are spent at leisure around the camp.



ACCOMMODATION & LIFESTYLE

AFRICA

Meals

All meals are included, and there is a communal kitchen where food will be prepared in groups.

Some days lunch will be had back at camp, other days lunch will be brought into the field to be had as a picnic.

Evenings are spent at leisure around the campfire.

Only Sunday will be an off day to 'chill' in camp or do extra activities.



ACCOMMODATION & LIFESTYLE

AFRICA

Weekends – Sunday only

Vaalwater Town and Township Tour

10h00 – 13h00: Visit local art gallery, curio shop, craft market, cultural heritage museum.

14h00 – 16h30: Traditional beer brewery and visit to Lapa for traditional dancing and music.

Horse Riding Excursion

2 hour bush ride from 08h30 – 10h30

Lunch included

Weekend Activities can be booked and paid for locally. Or pre-booked with GAP Africa and paid locally.





PRE DEPARTURE INFORMATION

Travel details, kit lists and Q&A

FLIGHT INFORMATION

AFRICA

Departure from the United Kingdom | Arrival to South Africa

London Heathrow Airport – Terminal 3

Meet to check in at 19.15

Flight No	Flight Date	Dept.	Dept. Time	Arr.	Arr. Time
VS449	25/05/2025	London Heathrow (LHR)	22.15	Johannesburg (JNB)	10.20 +1day

Johannesburg OR Tambo – Terminal A

Clear immigration & collect baggage to clear customs

Meet and Greet at JNB Arrivals Hall @ Information Desk

Transfer to your placement



FLIGHT INFORMATION

AFRICA

Baggage Allowance



1x checked

Maximum weight 23kg

Maximum dimensions 90 x 75 x 43cm
(35.5 x 29.5 x 16ins)



Hand Baggage

Maximum weight is 10Kg
Maximum dimensions is 23 x 36 x 56cm

<https://help.virginatlantic.com/bb/en/baggage/check-in-baggage-allowance.html>

FLIGHT INFORMATION

AFRICA

Departure from South Africa | Arrival to the United Kingdom

Johannesburg International (JNB)

Check-in at the Virgin check-in desk by 17.40

Flight No	Flight Date	Dept.	Dept. Time	Arr.	Arr. Time
VS450	07/06/2025	Johannesburg (JNB)	20.40	London Heathrow(LHR)	06.45 +1Day



TRAVEL DOCUMENTS

AFRICA

Travel Documents

Final Documents Issued
12/05/2025

Emailed to your personal
and/or college email
address

Print and take copies

Boarding passes issued at
the airport

Passports!

Gap Africa Projects Life changing conservation and community projects that make a difference

Your e-ticket

Travelport ViewTrip™

This Electronic Ticket Receipt has been brought to you by Travelport ViewTrip and your travel provider.
For the latest information on your travel plans, view your itinerary at ViewTrip.com.

Reservation Number: RS3RGS [View Electronic Ticket Receipt](#)

Traveler		
Passenger Name	Billing Address	Delivery Address
DEELEY, GEORGE	TRAVEL COUNSELLORS PHENIX TRAVEL HOUSE CHURCHGATE BOLTON MILL 1TH	No Address On Record

Agency Information
TRAVEL COUNSELLORS LTD
Travel House
Bolton L1 1TH
UNITED KINGDOM
Agency Phone: 01206 536 084 TRAVEL COUNSELLORS PLC PHENIX FLTS
Agency IATA Number: 91277992

e-Ticket Receipt - 932941650522 - VS 801 - 28 Jun 2015 - LHR Today's Date: 29 May 2015
Ticket Number: 932941650522 Galileo Reservation Number: RS3RGS Ticket Issue Date: 27 May 2015

Flight Information

28 Jun 2015			
Virgin Atlantic Airways Ltd. (VS) 801 Economy (Y) Virgin Atlantic Airways Ltd. Confirmation Number: 9H0G24			
Depart:	Heathrow (LHR) - Terminal 3	9:05 PM	Fare Basis: 01
Arrive:	Johannesburg (JNB) - Terminal A	9:05 AM	Not Valid Before: 28 Jun 2015

Applies to: LHR - JNB
Baggage Allowance: 1 Piece Free

This is an important document. Make sure that you take it with you when you travel.

ATOL Certificate

This confirms that your money is protected by the ATOL scheme and that you can get home if your travel company collapses.

This certificate sets out how the ATOL scheme will protect the people named on it for the parts of their trip listed below.

Who is protected?	Number of passengers: 42
See page 2 for details	

What is protected?

Package holiday to South Africa for 13 days
30/05/2015 - 12/06/2015 (LHR) 21:00-08:00 + 1 Day
13/06/2015 - 26/06/2015 (JNB) 08:00-19:00 + 1 Day
27/06/2015 - 10/07/2015 (JNB) 19:00-08:00 + 1 Day

You can find more detailed information on your booking, including price, on the confirmation you will receive from Gap Africa Projects Limited

Who is protecting your trip?
Gap Africa Projects Limited ATOL Number 10890

Your protection

You are protected from when you were given this certificate to the end of your trip.
If Gap Africa Projects Limited stops trading, the passengers named above will either:
1 complete their trip and return to the UK; or
2 receive a refund.
Your protection depends on the terms of the ATOL scheme (available at www.atol.org.uk).

If Gap Africa Projects Limited stops trading, you must follow the instructions at www.atol.org.uk (where there will be details of arrangements to bring people back to the UK, and information on how people can claim their money back) or you can call (+44) 20 7453 6350.

By issuing this ATOL Certificate, under Regulation 17 of the Civil Aviation (Air Travel Organisers' Licensing) Regulations 2012, Gap Africa Projects Ltd confirms that the trip to which it applies is sold in line with the ATOL held by the organiser named above. The ATOL scheme is run by the Civil Aviation Authority and paid for by the Air Travel Trust. To see what that is and what you can expect, together with full information on its terms and conditions, go to www.atol.org.uk. As well as the protection of the ATOL scheme, you have protection under the Package Travel Regulations. For more information see www.direct.gov.uk in the Travel and Transportation section.

Unique reference number:	Date of issue:	ATOL Certificate issuer:	ATOL number:	Package sale
4490	09/11/2023	Gap Africa Projects Ltd	10890	

Gap Africa Projects Life changing conservation and community projects that make a difference

Date	Event	Time
16/07/2017	Check in for your flight at the South African Airways Check in Desk, London Heathrow, Terminal 2	18:00
	Depart London Heathrow	18:27
17/07/2017	Arrive Johannesburg International Airport, Terminal A	09:00
Upon arrival please clear immigration and collect your baggage to pass through Customs		
A member of the Gap Africa Projects ground team will meet you at International Arrivals Hall and take you through to Domestic Departures, terminal B. Please look out for our Meet and Great Board.		
Drop off Baggage at SAA bag drop - Domestic Terminal B		
	Depart Johannesburg	10:45
	Arrive Port Elizabeth Airport	12:30
Upon arrival you will be met by a representative from Blunden Tours and transferred to Shamwari Game Reserve		
Shamwari Group Conservation Experience x 14 DAYS		
31/07/2017	Today is the final day of your placement and you will be transferred to Port Elizabeth Airport	11:00
Check in for your flight at the SAA Check in Desk		
	Depart Port Elizabeth	14:35
	Arrive Johannesburg Terminal B	16:10
Upon arrival please make your way to Terminal A International Departures		
	Depart Johannesburg	18:55
01/08/2017	Arrive London Heathrow, terminal 2	06:25

Important Travel Advice

Under 18 Visa Requirements.
If you are aged under 18, whether travelling alone or within a group you must adhere to the regulations set for minors entering the republic of South Africa. <http://www.dha.gov.za/index.php/civic-services/travelling-with-children>

Names and spellings.
It is crucial that they match what is printed on your passport. If there is a mistake this will need to be changed, otherwise you may be refused travel.



<https://gapafricaprojects.com/25-4622/>

ANY QUESTIONS?

INFO@GAPAFRICAPROJECTS.COM | +44 (0)207 1937819

Project Presentation 14

TRIP DOCUMENTS

AFRICA

Group Web Page & Travel Documents

📄 Student Frequently Asked Questions – Click to Download

📄 Student Guidelines and House Rules – Click to Download



<https://gapafricaprojects.com/25-4622/>

Student – Frequently Asked Questions

Contents

Pre-Departure.....	2
1. What documents should I receive from Gap Africa?.....	2
2. What travel documents are required?.....	2
3. What should I bring?.....	2
4. What should I wear?.....	2
5. What should I do if I get sick?.....	3
6. What should I do if I get lost?.....	3
7. What should I do if I get injured?.....	3
8. What should I do if I get kidnapped?.....	3
9. What should I do if I get arrested?.....	3
10. What should I do if I get killed?.....	3
11. What should I do if I get raped?.....	3
12. What should I do if I get kidnapped?.....	3
13. What should I do if I get arrested?.....	3
14. What should I do if I get killed?.....	3
15. What should I do if I get raped?.....	3
16. What should I do if I get kidnapped?.....	3
17. What should I do if I get arrested?.....	3
18. What should I do if I get killed?.....	3
19. What should I do if I get raped?.....	3
20. What should I do if I get kidnapped?.....	3
21. What should I do if I get arrested?.....	3
22. What should I do if I get killed?.....	3
23. What should I do if I get raped?.....	3
24. What should I do if I get kidnapped?.....	3
25. What should I do if I get arrested?.....	3
26. What should I do if I get killed?.....	3
27. What should I do if I get raped?.....	3
28. What should I do if I get kidnapped?.....	3
29. What should I do if I get arrested?.....	3
30. What should I do if I get killed?.....	3
31. What should I do if I get raped?.....	3
32. What should I do if I get kidnapped?.....	3
33. What should I do if I get arrested?.....	3
34. What should I do if I get killed?.....	3
35. What should I do if I get raped?.....	3
36. What should I do if I get kidnapped?.....	3
37. What should I do if I get arrested?.....	3
38. What should I do if I get killed?.....	3
39. What should I do if I get raped?.....	3
40. What should I do if I get kidnapped?.....	3
41. What should I do if I get arrested?.....	3
42. What should I do if I get killed?.....	3
43. What should I do if I get raped?.....	3
44. What should I do if I get kidnapped?.....	3
45. What should I do if I get arrested?.....	3
46. What should I do if I get killed?.....	3
47. What should I do if I get raped?.....	3
48. What should I do if I get kidnapped?.....	3
49. What should I do if I get arrested?.....	3
50. What should I do if I get killed?.....	3
51. What should I do if I get raped?.....	3
52. What should I do if I get kidnapped?.....	3
53. What should I do if I get arrested?.....	3
54. What should I do if I get killed?.....	3
55. What should I do if I get raped?.....	3
56. What should I do if I get kidnapped?.....	3
57. What should I do if I get arrested?.....	3
58. What should I do if I get killed?.....	3
59. What should I do if I get raped?.....	3
60. What should I do if I get kidnapped?.....	3
61. What should I do if I get arrested?.....	3
62. What should I do if I get killed?.....	3
63. What should I do if I get raped?.....	3
64. What should I do if I get kidnapped?.....	3
65. What should I do if I get arrested?.....	3
66. What should I do if I get killed?.....	3
67. What should I do if I get raped?.....	3
68. What should I do if I get kidnapped?.....	3
69. What should I do if I get arrested?.....	3
70. What should I do if I get killed?.....	3
71. What should I do if I get raped?.....	3
72. What should I do if I get kidnapped?.....	3
73. What should I do if I get arrested?.....	3
74. What should I do if I get killed?.....	3
75. What should I do if I get raped?.....	3
76. What should I do if I get kidnapped?.....	3
77. What should I do if I get arrested?.....	3
78. What should I do if I get killed?.....	3
79. What should I do if I get raped?.....	3
80. What should I do if I get kidnapped?.....	3
81. What should I do if I get arrested?.....	3
82. What should I do if I get killed?.....	3
83. What should I do if I get raped?.....	3
84. What should I do if I get kidnapped?.....	3
85. What should I do if I get arrested?.....	3
86. What should I do if I get killed?.....	3
87. What should I do if I get raped?.....	3
88. What should I do if I get kidnapped?.....	3
89. What should I do if I get arrested?.....	3
90. What should I do if I get killed?.....	3
91. What should I do if I get raped?.....	3
92. What should I do if I get kidnapped?.....	3
93. What should I do if I get arrested?.....	3
94. What should I do if I get killed?.....	3
95. What should I do if I get raped?.....	3
96. What should I do if I get kidnapped?.....	3
97. What should I do if I get arrested?.....	3
98. What should I do if I get killed?.....	3
99. What should I do if I get raped?.....	3
100. What should I do if I get kidnapped?.....	3

Gap Africa Projects – General Guidelines and House Rules:

As a participant in Gap Africa Projects, I understand and agree to adhere to the following guidelines:

1. Timeliness and Curfew: I commit to respecting designated timings, including early mornings and curfew times.
2. Behavioural Expectations: I agree to uphold the behavioural standards set by my institution, maintaining respect for others and the local culture.
3. Language and Conduct: I recognise that the use of foul language is inappropriate and will respectfully challenge any instances of it among fellow participants.
4. Smoking and Vaping: I agree not to smoke or vape inside any buildings or vehicles, utilising only designated smoking areas for such activities.
5. Alcohol Policy: I agree to comply with my institution's alcohol policy and ensure that if I choose to drink, I do so responsibly and without becoming intoxicated during any activities.
6. Substance Use: I understand and agree that the use of narcotic substances is strictly prohibited.
7. Community Interaction: I will refrain from giving money or food directly to individuals in the community, as it may perpetuate a culture of dependency.
8. Health and Dietary Needs: I will inform Gap Africa Projects of any medical conditions, mental health concerns, or dietary restrictions at least six weeks before travel.
9. Personal Supplies: I commit to bringing any preferred snacks or foods if I know I am a picky/fussy eater.
10. Insurance: I agree to obtain appropriate travel and medical insurance that covers all activities during the trip.

GLOBAL reach. ADVENTURE for all. PROJECTS to inspire.

Suggested kit list

- Short sleeve shirts
- Long work trousers and shorts
(Or work trousers with zip-off longs)
- T shirts
- Hiking Boots/comfortable walking shoes to work in every day
- Rain jacket
- Sweatshirt/Fleece (Winter months pack plenty)
- Padded parka jacket/windbreaker – warm (it can get very cold on an open vehicle – even on a summer evening)
- Daypack rucksack
- Walking socks
- Warm Hat (in winter only) /Hat for sun protection (all year round)
- Working gloves
- Gloves for warmth (in winter only)

- Changes of casual clothes for evenings
- Underwear
- Sandals / comfy shoes to wear after work hours
- Beach towel
- Swimming costume
- Toiletries
- Tick / insect repellent

Other useful items:















- | | |
|----------------|--------------------------|
| • Binoculars | • Personal medical items |
| • Good torch | • Cards/Games |
| • Water bottle | • Sunscreen |
| • Camera | • Mammal/bird book |
| • Sunglasses | • Notebook/diary and pen |

* All work clothes should be neutral or earth tones for working in the bush. No skimpy or bright-coloured clothing to be worn

USEFUL INFORMATION

AFRICA

Climate Vaalwater

25	26	27	28	29	30	31
						
24°	23°	22°	24°	24°	23°	23°
1	2	3	4	5	6	7
						
22° 7°	20° 7°	20° 7°	23° 8°	23° 7°	20° 7°	22° 7°

Health Risks

Immunisation:

When entering South Africa, no international immunisation is required, however, a yellow fever vaccination certificate is required from travellers if they enter South Africa within 6 days of leaving an infected country.

Our advice: Visit your local (travel) doctor to get up-to-date information about requirements when travelling.

DTP inoculation (diphtheria, tetanus and polio) is essential. Please visit the following web page for advice from the UK Foreign Office:

<https://travelhealthpro.org.uk/country/201/south-africa>

Malaria:

The Waterberg area of the Limpopo Province where the project is located is malaria free.

<http://www.sa-venues.com/malaria-risk-areas.htm>

HIV/Aids in South Africa:

As in other countries, HIV/Aids is a serious concern in South Africa and one you must be aware of. You should always be careful when dealing with an injured person to avoid the risk of infection. Always take necessary precautions and avoid sexual contact.

Sun:

South Africa has a warm sunny climate, you should wear sunscreen and a hat whenever you are out of doors during the day, particularly between 10 am and 4 pm – regardless of whether there is cloud cover or not. Whatever your complexion you can still get sunburned if you are from a cooler climate. Sunglasses are also recommended as the glare of the African sun can be very strong.

Drinking Water:

Drinking water is available at the project; always make sure you keep hydrated.

USEFUL INFORMATION

AFRICA

Climate

Summers in the Limpopo Province are warm, temperatures may exceed 40c and winters are mild however temperature can fall to below 0c at night and early mornings.

Have a look at the accuweather website, link below, for more information:

<https://www.accuweather.com/en/za/sterkrivier/305655/weather-forecast/305655?city=sterkrivier>

Tipping

Whilst there is no obligation, it is a nice gesture to show your appreciation for the rangers and housekeeping staff by leaving a small tip/donation for the staff at the reserve when you leave; any amount is always appreciated.

Currency & Credit Cards

The currency for South Africa is the South African Rand (ZAR). Foreign exchange may be arranged at the airport or in major centres. It is not recommended that travellers carry large sums of cash, keep a reasonable amount on hand and primarily use credit cards.

All major credit cards are widely accepted at shops in large towns, the reserve does have credit card facilities.

Wise Travel Card offers up to £500.00 with no transfer fee for Gap Africa Project Travellers:



<https://wise.prf.hn/l/XZJx9gq>

USEFUL INFORMATION

AFRICA

Phones & Internet

Mobile phone coverage is good at the accommodation, although there may be some areas on the reserve where there isn't any coverage. eSIM or purchasing a SIM card at the airport is another option

Wi-Fi is available at the accommodation however internet speeds are not up to international urban standards but are effective for communication.

We have partnered with Holafly, an eSim provider who have offered a 5% discount when you use the code GAPAFRICAPROJECTS







Benefits of an eSIM

Holafly

- Unlimited Data Plans
- Keep your WhatsApp number
- Immediate Delivery
- Uses both Vodacom and MTN the two major networks in South Africa



<https://holafly.sjv.io/APK5yR>

 Unlimited data Enjoy unlimited data while traveling to numerous destinations worry-free. Learn more	 Keep using your favorite apps Get that safe ride home, find that great restaurant, and pin the local attractions, all while staying connected with your loved ones.	 Keep your WhatsApp number You can call and message all your contacts on WhatsApp, like you're in the same country. Don't lose touch with family and friends.
 24/7 Customer Support In need of assistance? Our 24/7 chat support is just a message away to keep you connected and help you with everything you need.	 Fast and Reliable Internet Connection Connect to the best networks at your destination and get internet that's both reliable and fast	 Enjoy dual SIMs Enjoy the flexibility of our digital eSIM while keeping the option to use your original SIM as usual whenever you need it.

USEFUL INFORMATION

AFRICA

Insurance

Personal travel insurance is compulsory. Travel insurance does not need to be expensive and there are many good deals available for backpackers etc. Always be sure to check the insurance details to make sure you are covered for Covid 19, theft, loss, illness and injury. Check to see if your medical benefits are paid out as they occur or on your return home.

Please follow this link to our preferred insurer:

<https://www.truetraveller.com/backpackers-insurance?tag=4480>

You should select 'Adventure Pack' as this will cover you for the type of activities you will undertake during your trip



Stay safe overseas – KBYG

The better prepared you are when you travel abroad the safer you will be. The Foreign, Commonwealth and Development Office offers 'Know Before You Go' travel advice, including simple precautions you can take before and during your trip.

To find out more, check out their website:

<https://www.gov.uk/browse/abroad/travel-abroad>

Passport Requirements

It can take many weeks to obtain a passport – remember to start this process in plenty of time.

Your passport needs to be valid for at least 30 days beyond your intended exit date and have at least two blank pages. You can check requirements by using the IATA Travel Centre site www.iatatravelcentre.com

Visa Requirements

A visa is not required for British Passport holders, all other nationalities should check the requirements via the website below, if required a visa can be obtained from the South African High Commission.

<http://www.dha.gov.za/index.php/immigration-services/exempt-countries>

Trip Clothing

Online shop available
for trip clothing:

GAP Trip Hoodie

GAP Africa Polo Shirts

GAP Africa Caps

GAP Africa Beenie

GAP Africa 500ml Bottle

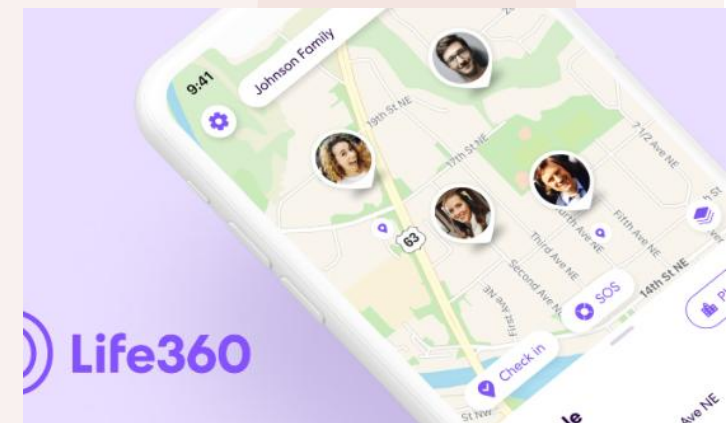


Useful Apps for Next of Next of Kin

We recommend that Next of Kin also download and set up the following app, we have found this to be useful in knowing where are students whilst on the trip!

Flightradar24 – very useful for tracking flights, showing departure times, any delays and flight location in travel.

Life360 – is great for following them on their journey.



Sustainability & Social, Economic Responsibility

Local employment from rural communities – our project partners employ a high percentage of staff from local communities. They advocate training to advance careers in hospitality, wildlife and conservation.

Low environmental impact camps – our project bush camps are built with minimal impact on the environment. Resources from the surrounding area are utilised for buildings, water is (where possible) pumped from local river sources and green energy supplies, such as solar are championed.

Community donations and support – we encourage all our international study groups to be proactive in donation collections and arrange for excess baggage for said donations to be taken out to South Africa in support of the local communities.

Move Africa, supporting young females – 3 in 10 girls in South Africa miss a week of school every month because they cannot afford basic sanitary products. Our project partners work with Move Africa alongside their partner NGOs, to distribute menstrual cups to the local communities and provide education workshops.

Rhino Art – Project rhino realises the enormous responsibility the youth have to ensure our wildlife is protected for many generations to come. They ensure they can reach and educate as many kids as possible through Rhino Art, using art workshops to teach about conservation. This initiative is supported by our local project partners.

Food/crop education – our project partners encourage food and crop education to rural communities, where cost of living to low income families and distance travelled to obtain basic resources can prove problematic. Projects include community allotments and providing education on best practice for crop rotations, harvest seasons and nutrition.

Recycling workshops – Litter, and in particular plastics, is a major issue and threat to the ecosystem in Southern Africa. Rural communities have limited waste removal available and it is therefore a problem escalating at an alarming rate. Recycling workshops are provided through local schools to help educate children on the importance of correctly disposing of litter and recycling plastics.



GLOBAL reach. **ADVENTURE** for all. **PROJECTS** to inspire.

Explore our network of Global Adventure Projects:



GLOBALADVENTUREPROJECTS.COM

