



# PRE-DEPARTURE INFORMATION PACK

## University of Reading



# KwaZulu-Natal Conservation Field Trip

AFRICA

**GLOBAL** reach. **ADVENTURE** for all. **PROJECTS** to inspire.

# TRIP OVERVIEW

AFRICA

## University of Reading – Booking Reference 4596

### Trip Dates:

15<sup>th</sup> June – 29<sup>th</sup> June 2025

### Flights:

Flight No	Flight Date	Dept.	Dept. Time	Arr.	Arr. Time
BA55	15/06/2025	London Heathrow (LHR)	19:05	Johannesburg (JNB)	07:15 + 1 Day
BA56	29/06/2025	Johannesburg (JNB)	19:25	London Heathrow (LHR)	04:45 + 1 Day

\*Always check the flight timings on your final documents

**Baggage Allowance** - 1 piece @ 23kgs checked baggage, 1 piece 23kg hand baggage 56x45x25 cm max dims

### Project:

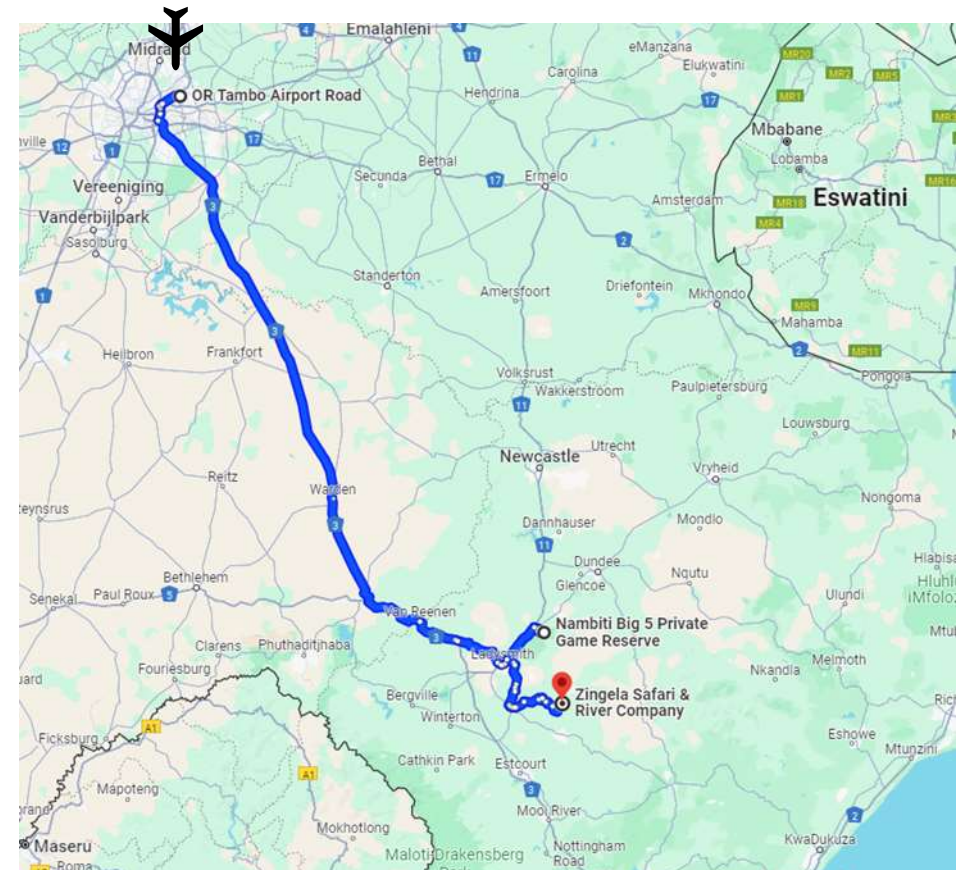
KwaZulu-Natal Conservation Research – Nambiti Game Reserve & Zingela Reserve

## Arriving in South Africa

Upon arrival at Johannesburg Airport (OR Tambo) you must collect your bags and clear immigration and customs.

A representative from Champagne Shuttles & Coach Hire will meet you in the arrivals hall, near the statue, for your coach transfer to Nambiti Reserve, approximately 5 hours by road.

If for any reason you cannot locate the representative, please call Lundy Bredberg on 27(0) 81 816 2541



# CONTACT DETAILS

AFRICA

## Address

Nambiti Game Reserve  
Nambiti North Gate  
Kwazulu Natal, Ladysmith 3370  
South Africa

## Nambiti Landline

Telephone: +27 (0) 36 631 9026

## Mobile

+27(0) 81 816 2541  
Lundy Bredberg (Project Manager)

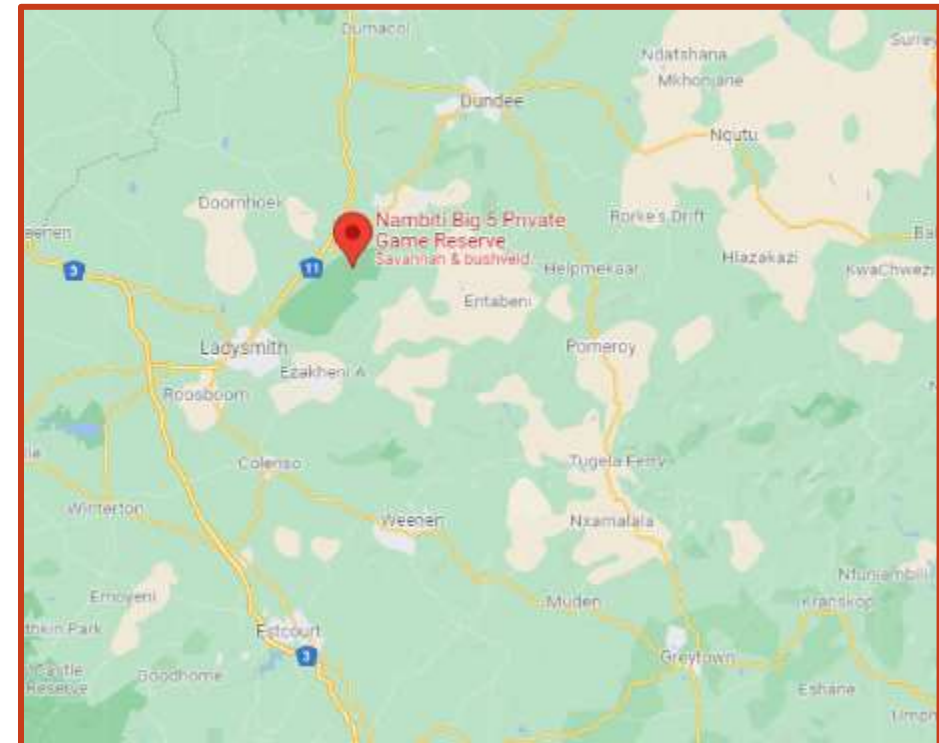
## Gap Africa Projects

+44 (0) 797 657 5949

## 24 Hour Emergency Only

## Gap Africa Projects In Country Contact:

+27 (0) 79 313 2276 Carmen Warmenhove



# CONTACT DETAILS

AFRICA

## Address:

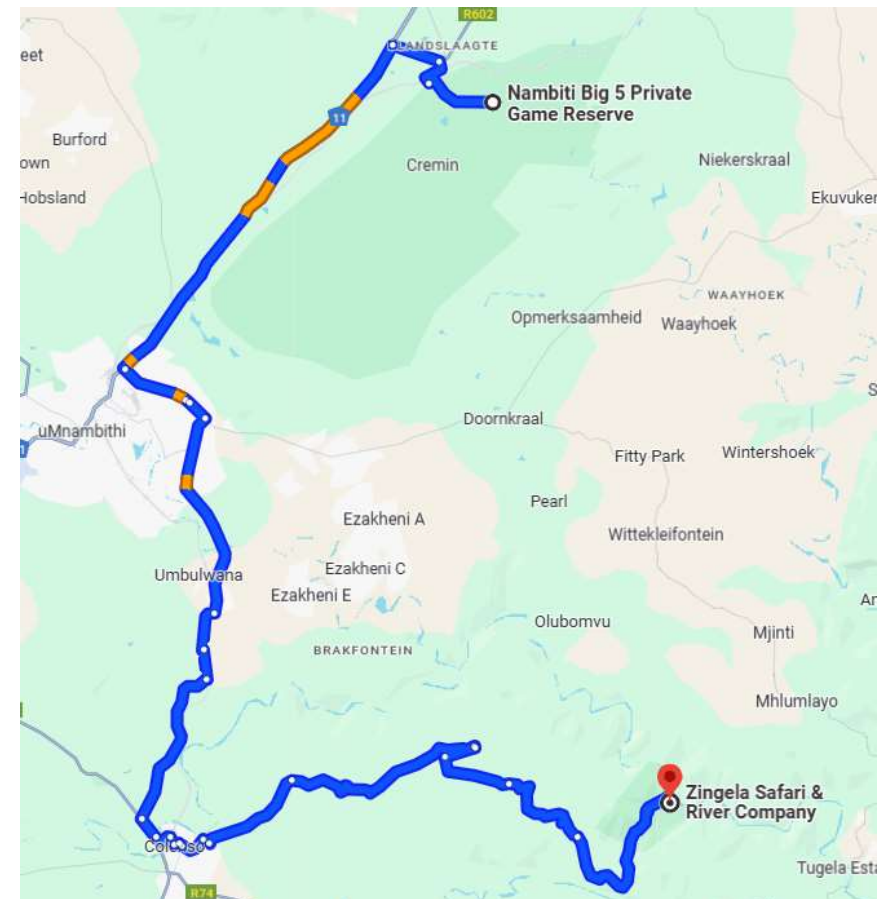
Zingela Game Reserve  
3 Bloukrans Road  
Weenen 3325  
South Africa

## Zingela Landline:

Telephone: +27 (0) 36 786 0007

## Mobile:

+27 (0) 84 734 3552  
Dr. Peter Calverley (Manager)



## Health Risks

### Immunisation:

When entering South Africa, no international immunisation is required, however, a yellow fever vaccination certificate is required from travellers if they enter South Africa within 6 days of leaving an infected country.

Our advice: Visit your local (travel) doctor to get up-to-date information about requirements when travelling.

DTP inoculation (diphtheria, tetanus and polio) is essential.

### Malaria:

We recommend that you visit the following UK Foreign Office webpage for up-to-date information on areas where there may be a low risk of malaria and for vaccine recommendations:

<https://travelhealthpro.org.uk/country/201/south-africa>

### Drinking Water:

Drinking water is available at the project (filtered rainwater); always make sure you keep hydrated.

### HIV/Aids in South Africa:

As in other countries, HIV/Aids is a serious concern in South Africa and one you must be aware of. You should always be careful when dealing with an injured person to avoid the risk of infection. Always take necessary precautions and avoid sexual contact.

### Sun:

South Africa has a warm sunny climate, you should wear sunscreen and a hat whenever you are out of doors during the day, particularly between 10am and 4 pm – regardless of whether there is cloud cover or not. Whatever your complexion you can still get sunburned if you are from a cooler climate. Sunglasses are also recommended as the glare of the African sun can be very strong.

## Climate

KwaZulu-Natal is one of the cooler regions of South Africa, with an average daily high temperature of 25 C. The driest months are May to August, most rain days occur from October to January.

It can get very cold in the evenings and at night during the winter months, July being the coldest month.

Have a look at the accuweather website for more information, link below:

<https://www.accuweather.com/en/za/ladysmith>

## Tipping

Whilst there is no obligation, it is a nice gesture to show your appreciation for the rangers and housekeeping staff by leaving a small tip/donation for the staff at the reserve when you leave; any amount is always appreciated.

A 10% tip is normal for any café/restaurant when eating out.

## Currency & Credit Cards

The currency for South Africa is the South African Rand (ZAR). Foreign exchange may be arranged at the airport or in major centres. It is not recommended that travellers carry large sums of cash, keep a reasonable amount on hand and primarily use credit cards.

All major credit cards are widely accepted in main towns, although local communities only take cash.

Wise Travel Card offers up to £500.00 with no transfer fee for Gap Africa Project travellers:



<https://wise.prf.hn/l/XZJx9gq>

## Phones & Internet

Mobile phone coverage is good at the accommodation, although there may be some areas on the reserve where there isn't any coverage. eSIM or purchasing a SIM card at the airport is another option

Wi-Fi is available at the accommodation however internet speeds are not up to international urban standards but are effective for communication.

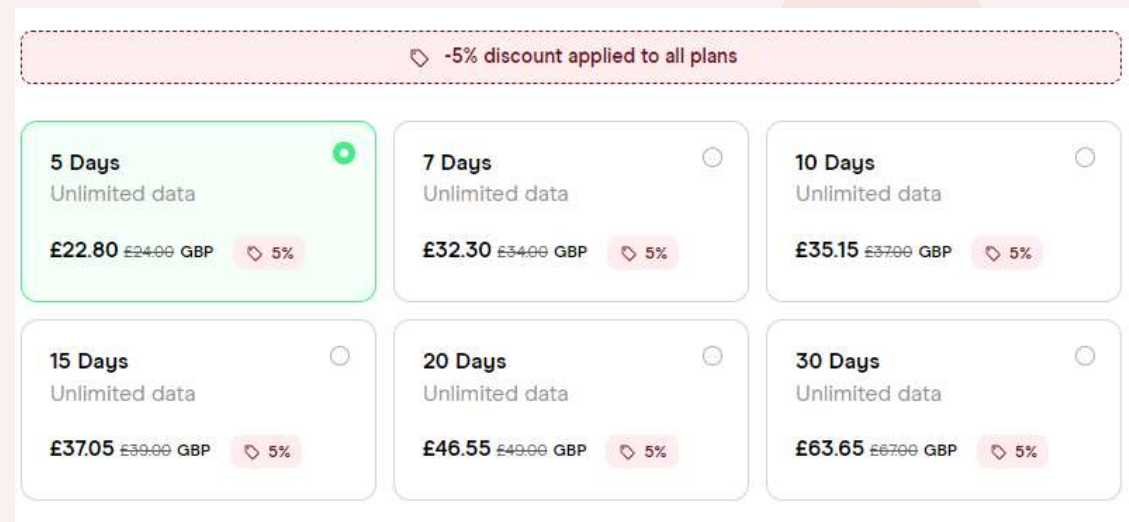
We have partnered with Holafly, an eSim provider who have offered a 5% discount when you use the code GAPAFRICAPROJECTS

## Benefits of an eSIM

- Unlimited Data Plans
- Keep your WhatsApp number
- Immediate Delivery
- Uses both Vodacom and MTN the two major networks in South Africa



<https://holafly.sjv.io/APK5yR>



-5% discount applied to all plans

Duration	Unlimited data	Price (GBP)	Discount
5 Days	Unlimited data	£22.80 (was £24.00)	5%
7 Days	Unlimited data	£32.30 (was £34.00)	5%
10 Days	Unlimited data	£35.15 (was £37.00)	5%
15 Days	Unlimited data	£37.05 (was £39.00)	5%
20 Days	Unlimited data	£46.55 (was £49.00)	5%
30 Days	Unlimited data	£63.65 (was £67.00)	5%



## Insurance

Personal travel insurance is compulsory. Travel insurance does not need to be expensive and there are many good deals available for backpackers etc. Always be sure to check the insurance details to make sure you are covered for Covid 19, theft, loss, illness and injury. Check to see if your medical benefits are paid out as they occur or on your return home.

We have an affiliation with True Traveller Insurance, please see link below for further information:



<https://www.true traveller.com/backpackers-insurance?tag=4480>

You should select 'Adventure Pack' as this will cover you for the type of activities you will undertake during your trip. If using an alternative insurer, please make sure you are covered for light manual work.

## Stay safe overseas – KBYG

The better prepared you are when you travel abroad the safer you will be. The Foreign, Commonwealth and Development Office offers 'Know Before You Go' travel advice, including simple precautions you can take before and during your trip.

To find out more, check out their website:

<https://www.gov.uk/browse/abroad/travel-abroad>

## Passport Requirements

It can take many weeks to obtain a passport – remember to start this process in plenty of time.

Your passport needs to be valid for at least 30 days beyond your intended exit date and have at least two blank pages. You can check requirements by using the IATA Travel Centre site

[www.iatatravelcentre.com](http://www.iatatravelcentre.com)

## Visa Requirements

A visa is not required for British Passport holders, all other nationalities should check the requirements via the website below, if required a visa can be obtained from the South African High Commission.

<http://www.dha.gov.za/index.php/immigration-services/exempt-countries>

## Game Reserve Camps - Nambiti

In keeping with the Safari Adventure theme, groups are accommodated on the reserve in shared comfortable safari tents, with communal hot and cold showers and regular flushing toilets.

All meals are provided in a communal dining area. Students are expected to help clear up after meals.



# ACCOMMODATION

AFRICA

## Game Reserve Camps - Zingela



ANY QUESTIONS?

[INFO@GAPAFRICAPROJECTS.COM](mailto:INFO@GAPAFRICAPROJECTS.COM) | +44 (0)207 1937819

PRE-DEPARTURE INFORMATION PACK 11

## Food at the project

Three meals are provided a day prepared by the kitchen staff.

Breakfasts will consist of toast and cereals; lunch may include pasta, wraps, burgers, stir fry; dinners include meat, fish and vegetables with rice, potatoes or pasta.

On weekends a braai (BBQ) is often organised.

Please advise us of any dietary requirements in advance so we can ensure that you are adequately catered for.



## Suggested kit list

- Short sleeve shirts
- Long work trousers and shorts  
(Or work trousers with zip-off longos)
- T shirts
- Hiking Boots/comfortable walking shoes to work in every day
- Rain jacket
- Sweatshirt/Fleece (Winter months pack plenty)
- Padded parka jacket/windbreaker –(it can get very cold on an open vehicle – even on a summer evening)
- Daypack rucksack
- Microfibre sleeping bag liner – useful for extra warmth in winter
- Socks
- Hat for sun protection / Warm Hat (winter only)
- Working gloves
- Gloves for warmth (winter only)
- Changes of casual clothes for evenings
- Underwear
- Sandals / comfy shoes to wear after work hours
- Beach towel
- Swimming costume
- Toiletries
- Tick / insect repellent
- Personal medical items and First Aid Kit
- Binoculars
- Sunscreen & Sunglasses

### Other useful items:

- Good torch
- Water bottle
- Camera
- Spare batteries
- Mammal/bird book
- Notebook/diary and pen
- Lip balm

# WHAT'S INCLUDED

AFRICA

## What is included?

- Flights
- Transfers to/from project
- Accommodation
- Three meals per day
- All activities as part of the project
- ATOL protection
- Airport meet/greet
- 24/7 In country support

## NOT Included

- Personal Travel Insurance \*
- Meals on travel days – before arriving & after departing from the project.
- Any activities not specified as part of the project
- Visa's/travel documents
- Tips

\* We recommend that you take out personal travel insurance as soon as your booking is confirmed.





**GLOBAL** reach. **ADVENTURE** for all. **PROJECTS** to inspire.

Explore our network of Global Adventure Projects:



[GLOBALADVENTUREPROJECTS.COM](http://GLOBALADVENTUREPROJECTS.COM)

