



PRE-DEPARTURE INFORMATION PACK

South Staffordshire College



Welgevonden

**Wildlife & Veterinary
Course**

AFRICA

GLOBAL reach. **ADVENTURE** for all. **PROJECTS** to inspire.

TRIP OVERVIEW

AFRICA

South Staffordshire College – Booking Reference 4622

Trip Dates:

25th May – 7th June 2025

Flights:

Flight No	Flight Date	Dept.	Dept. Time	Arr.	Arr. Time
VS449	25/05/2025	London Heathrow (LHR)	22:00	Johannesburg (JNB)	10:00 + 1 Day
VS450	07/06/2025	Johannesburg (JNB)	18:55	London Heathrow (LHR)	05:00 + 1 Day

* Always check your timings on your final documents

Baggage allowance: 1 piece checked baggage @ 23kg, 1 piece hand baggage @ 10kg with max dimensions 56x36x23 cms

Project:

Waterberg Wildlife and Veterinary (Vet Nurse Group)

Arrival at Johannesburg International Airport (OR Tambo)

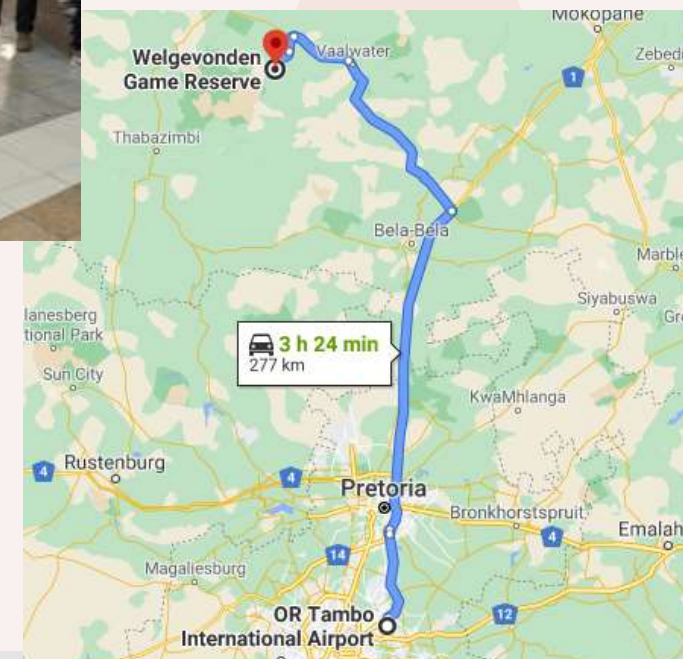
On arrival at Johannesburg International Airport after clearing immigration, collect your bags, clear customs and make your way to the arrivals hall.

The GAP Africa representative will be there to meet you and assist you to your transport with Shuttle King who are transferring you to Welgevonden Game Reserve, a drive of approximately 3.5 – 4 hours

The driver will stop at a shop on the way for you to get snacks, drinks etc.

If for any reason you are unable to locate the representative, please call Waterberg Transfers:

Operations on : + 27 83 227 8103 / +27 82 320 6515



CONTACT DETAILS

AFRICA

Address

Welgevonden Game Reserve, Main Gate
R517, Old Lephhalale Road
Vaalwater 0530
South Africa

Welgevonden Main Office

Telephone: +27 (0)87 813 0501
Alternative: +27 (0)14 161 0800

Welgevonden Research Camp

+27(0) 60 805 0715
Izzy Rowles (Bio Monitoring Officer)

Gap Africa Projects

+44 (0) 744 260 1694

24 Hour Emergency Only

Gap Africa Projects In Country Contact

+27 (0) 79 313 2276 Carmen Warmenhove



Health Risks

Immunisation:

When entering South Africa, no international immunisation is required, however, a yellow fever vaccination certificate is required from travellers if they enter South Africa within 6 days of leaving an infected country.

Our advice: Visit your local (travel) doctor to get up-to-date information about requirements when travelling.

DTP inoculation (diphtheria, tetanus and polio) is essential. Please visit the following web page for advice from the UK Foreign Office:

<https://travelhealthpro.org.uk/country/201/south-africa>

Malaria:

The Waterberg area of the Limpopo Province where Entabeni is located is malaria free.

<http://www.sa-venues.com/malaria-risk-areas.htm>

HIV/Aids in South Africa:

As in other countries, HIV/Aids is a serious concern in South Africa and one you must be aware of. You should always be careful when dealing with an injured person to avoid the risk of infection. Always take necessary precautions and avoid sexual contact.

Sun:

South Africa has a warm sunny climate, you should wear sunscreen and a hat whenever you are out of doors during the day, particularly between 10 am and 4 pm – regardless of whether there is cloud cover or not. Whatever your complexion you can still get sunburned if you are from a cooler climate. Sunglasses are also recommended as the glare of the African sun can be very strong.

Drinking Water:

Drinking water is available at the project; always make sure you keep hydrated.

Climate

Summers in the Limpopo Province are warm, temperatures may exceed 40c and winters are mild however temperature can fall to below 0c at night and early mornings.

Have a look at the accuweather website, link below, for more information:

<https://www.accuweather.com/en/za/sterkrivier/305655/weather-forecast/305655?city=sterkrivier>

Tipping

Whilst there is no obligation, it is a nice gesture to show your appreciation for the rangers and housekeeping staff by leaving a small tip/donation for the staff at the reserve when you leave; any amount is always appreciated.

Currency & Credit Cards

The currency for South Africa is the South African Rand (ZAR). Foreign exchange may be arranged at the airport or in major centres. It is not recommended that travellers carry large sums of cash, keep a reasonable amount on hand and primarily use credit cards.

All major credit cards are widely accepted at shops in large towns, the reserve does have credit card facilities.

Wise Travel Card offers up to £500.00 with no transfer fee for Gap Africa Project Travellers:



<https://wise.prf.hn/l/XZJx9gq>

Phones & Internet

Mobile phone coverage is good at the accommodation, although there may be some areas on the reserve where there isn't any coverage. eSIM or purchasing a SIM card at the airport is another option

Wi-Fi is available at the accommodation however internet speeds are not up to international urban standards but are effective for communication.

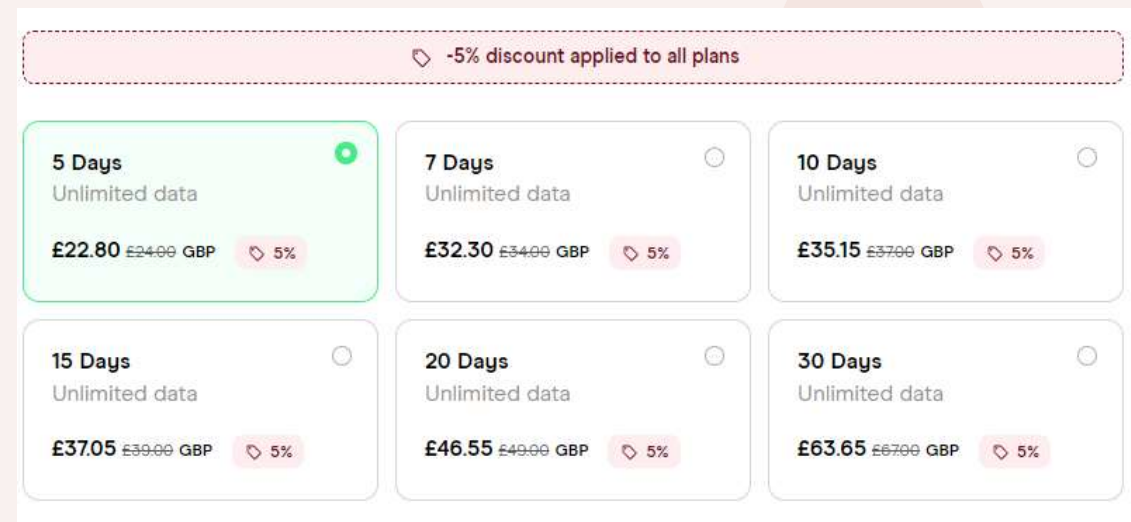
We have partnered with Holafly, an eSim provider who have offered a 5% discount when you use the code GAPAFRICAPROJECTS

Benefits of an eSIM

- Unlimited Data Plans
- Keep your WhatsApp number
- Immediate Delivery
- Uses both Vodacom and MTN the two major networks in South Africa



<https://holafly.sjv.io/APK5yR>



-5% discount applied to all plans

Duration	Unlimited data	Price (GBP)	Discount
5 Days	Unlimited data	£22.80 (was £24.00)	5%
7 Days	Unlimited data	£32.30 (was £34.00)	5%
10 Days	Unlimited data	£35.15 (was £37.00)	5%
15 Days	Unlimited data	£37.05 (was £39.00)	5%
20 Days	Unlimited data	£46.55 (was £49.00)	5%
30 Days	Unlimited data	£63.65 (was £67.00)	5%

USEFUL INFORMATION

AFRICA

Insurance

Personal travel insurance is compulsory. Travel insurance does not need to be expensive and there are many good deals available for backpackers etc. Always be sure to check the insurance details to make sure you are covered for Covid 19, theft, loss, illness and injury. Check to see if your medical benefits are paid out as they occur or on your return home.

Please follow this link to our preferred insurer:

<https://www.truetraveller.com/backpackers-insurance?tag=4480>

You should select 'Adventure Pack' as this will cover you for the type of activities you will undertake during your trip



Stay safe overseas – KBYG

The better prepared you are when you travel abroad the safer you will be. The Foreign, Commonwealth and Development Office offers 'Know Before You Go' travel advice, including simple precautions you can take before and during your trip.

To find out more, check out their website:

<https://www.gov.uk/browse/abroad/travel-abroad>

Passport Requirements

It can take many weeks to obtain a passport – remember to start this process in plenty of time.

Your passport needs to be valid for at least 30 days beyond your intended exit date and have at least two blank pages. You can check requirements by using the IATA Travel Centre site www.iatatravelcentre.com

Visa Requirements

A visa is not required for British Passport holders, all other nationalities should check the requirements via the website below, if required a visa can be obtained from the South African High Commission.

<http://www.dha.gov.za/index.php/immigration-services/exempt-countries>

Accommodation

The student centre and camp is based on the reserve and boasts ten tents that sleep four people per tent in single beds, each tent also has lighting and electricity supply. There are communal hot and cold showers and regular flushing toilets. The communal facilities include a lecture room, canteen, lounge, entertainment area and storage fridge.

The camp is fenced off inside the boundaries of the reserve, check out the aerial shot of camp! You can wake up and find an elephant 10 meters from your door!



Meals and free time


Three meals are provided daily on a self-cook basis, prepared communally by the group.

Students will take part in communal cooking and keeping the kitchen tidy. Breakfasts and evening meals are taken at the camp while lunch is normally in the field 'picnic' style.

Evening meals are enjoyed mostly in an outside dining area.

The biomonitoring team often work in the field 6 days a week so time off is often limited to Sundays only.

Most evenings are spent at leisure around the camp.



Suggested kit list

- Short sleeve shirts
- Long work trousers and shorts (Or work trousers with zip-off longs)
- T shirts
- Hiking Boots/comfortable walking shoes to work in every day
- Rain jacket (especially during summer months)
- Sweatshirt/Fleece (Winter months pack plenty)
- Buff/neck warmer useful all year round
- Padded parka jacket/windbreaker - (it can get very cold on an open vehicle - even on a summer evening)
- Daypack rucksack
- Microfibre Sleeping Bag liner (for extra warmth in winter)
- Socks
- Hat for sun protection / Warm hat (winter only)
- Gloves for warmth (winter only)
- Work Gloves
- Changes of casual clothes for evenings
- Underwear

- Sunscreen & Sunglasses
- Sandals / comfy shoes to wear after work hours
- Toiletries
- Tick / insect repellent
- Personal medical items & First Aid Kit
- Binoculars
- Torch/headlamp
- Water bottle

Other useful items:

- Camera
- Spare batteries
- Cards/Music
- Mammal/bird book
- Notebook/diary and pen
- Mosquito net in summer



GLOBAL reach. **ADVENTURE** for all. **PROJECTS** to inspire.

Explore our network of Global Adventure Projects:



GLOBALADVENTUREPROJECTS.COM

