



# GAP AFRICA PROJECTS



**WELGEVONDEN  
CONSERVATION RESEARCH**

**PRE DEPARTURE INFO**





## ARRIVAL

### Arrival by AIR to Johannesburg Airport – Transfers Arranged by Gap Africa Projects

Upon arrival to Johannesburg Airport you will be met by a representative from Gap Africa Projects (They will have board with your name on), who will assist you to the transfer location. Should, for any reason, you not be able to locate the representative please call +27 83 381 4895. Your flight arrival and departure times that we have for you are detailed on your “Important Information Document”, a copy of which will be sent to you, should your flight information change or differ from those detailed on this form you must let us know immediately. Should your flight be delayed, please call Cinzia at +27 83 381 4895 (or from a South African phone or sim card 083 381 4895 ) so that the transfer company can be informed about your delay. For any problems regarding transfers, please inform Cinzia.

### Arrival by other travel means – Not arranged by Gap Africa Projects

#### By Road

The drive is approximately 3 ½ hours from Johannesburg and is on tarred main roads.

#### From Johannesburg

Take the N1 North towards Polokwane, continue on this road until you get the Kranskop Tollgate and turn left there towards Modimolle (old name is Nylstroom and will take about 2 hours).

Go straight through Modimolle towards Vaalwater (about 75 km).

Go straight through Vaalwater, there will be a Spar on your left at the end of the town, from here it is about 23 km to Welgevonden Main Gate.

Go past this gate for about 25 km until you get the Schoongelegen turnoff. Turn left here, you will go through a boom gate where they will scan your vehicle and drivers licence (it’s an anti-poaching / crime prevention initiative). Travel for about 16 km on this road until you reach Welgevonden West Gate. Turn in here and tell them you are going to the research camp. They will allow you to drive to the camp which is 1 km from West Gate.

## ARRIVAL

### CONTACT DETAILS

### USEFUL INFORMATION

### ACCOMMODATION & LIFESTYLE

### RECOMMENDED KIT LIST



### ANY QUESTIONS?

+44(0) 207 193 7819

info@  
gapafricaprojects.com



### FOLLOW US

 [www.facebook.com/gapafricaprojects](http://www.facebook.com/gapafricaprojects)

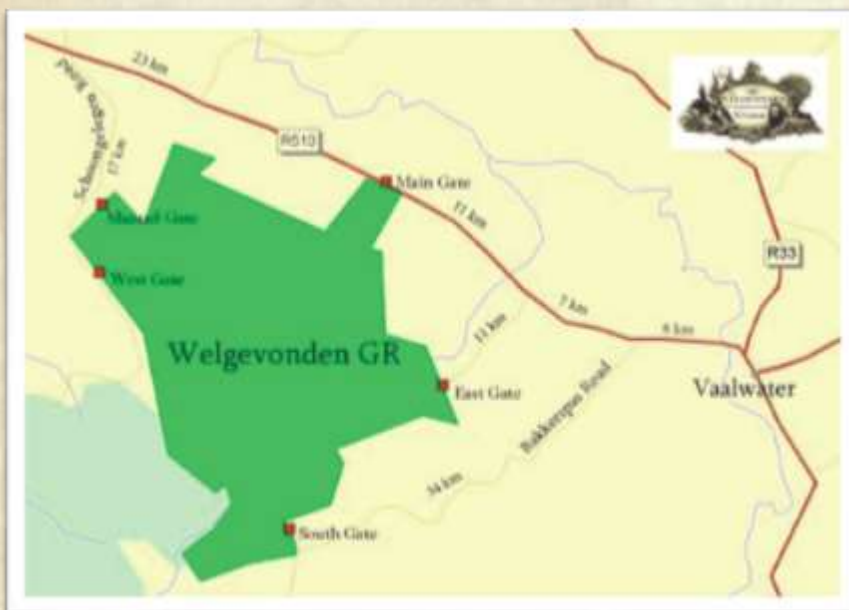
 @gap\_africa

# GAP AFRICA PROJECTS





## MAP



### ARRIVAL

### CONTACT DETAILS

### USEFUL INFORMATION

### ACCOMMODATION & LIFESTYLE

### RECOMMENDED KIT LIST

### ANY QUESTIONS?

+44(0) 207 193 7819

info@  
gapafricaprojects.com

### FOLLOW US

[www.facebook.com/g  
apafricaprojects](https://www.facebook.com/gapafricaprojects)

[@gap\\_africa](https://twitter.com/gap_africa)

# GAP AFRICA PROJECTS





**CONTACT DETAILS**

**Address**

Welgevonden Game Reserve  
PO Box 433.  
Vaalwater.  
South Africa.  
0530

**Welgevonden Landline**

Telephone: +27(0)87 813 0501  
Alternative: +27(0)83 407 6830

**Mobile**

+27(0)83 379 2923  
Greg Canning (*Research Manager*)

**Gap Africa Projects**

+44 (0) 797 657 5949  
**24 Hour Emergency Only**



ARRIVAL

CONTACT DETAILS

USEFUL INFORMATION

ACCOMMODATION & LIFESTYLE

RECOMMENDED KIT LIST

ANY QUESTIONS?

+44(0) 207 193 7819

info@gapafriaprojects.com

FOLLOW US

www.facebook.com/gapafriaprojects

@gap\_africa

GAP AFRICA PROJECTS







## USEFUL INFORMATION - CLIMATE

### Summer (November-April)

Expect intense heat in the daytime with occasional thunderstorms in the afternoon. Vegetation is dense and lush because of summer rains, and the bush teems with newborn animals. A very good time for bird watching.

### Autumn

At the end of the summer rains the water holes are full. Temperatures begin to drop at night and the vegetation starts to change colour.

### Winter (May-October)

Daytime temperatures are pleasant and nights are cold. Visibility in the bush is very good, making winter an excellent time for game viewing.

### Autumn

The dull bush changes to lively green vegetation at the start of the rainy season. Temperatures are pleasant.

## CREDIT CARDS, PHONES & CURRENCY

### Credit Cards

All major credit cards are accepted as a valid form of payment.

### Currency

The South African Rand (ZAR) is the local currency. There are 100c to every rand. Foreign exchange may be arranged at the airports, or in major centres / cities. It is not recommended that travellers carry large sums of cash. Rather keep a reasonable amount on hand, and primarily use credit cards. There are many road-side vendors along the major routes in the country selling local hand-crafted products. These vendors trade in cash only. Its highly recommended that you do not stop in informal settlements along your journey.

### Direct Dial Telephones

Similarly, laptop computers may be connected to the internet via Wi-Fi. Cellular reception is available and of reasonable quality at the volunteer accommodation

ARRIVAL

CONTACT DETAILS

USEFUL INFORMATION

ACCOMMODATION & LIFESTYLE

RECOMMENDED KIT LIST



ANY QUESTIONS?



+44(0) 207 193 7819



info@  
gapafricaprojects.com



FOLLOW US



www.facebook.com/g  
apafricaprojects



@gap\_africa

GAP  
AFRICA  
PROJECTS







---



## HEALTH RISKS

There are a number of health issues that you should be aware of, especially if you are from the northern hemisphere. Immunisation: When entering South Africa, no international immunisation is required. A yellow fever vaccination certificate is required from travellers over 21 years of age if they enter South Africa within 6 days of leaving an infected country. Our advice: Visit your local (travel) doctor to get up-to-date information about requirements when travelling. DTP inoculation (diphtheria, tetanus and polio) is essential. Please visit the following web page for advice from the UK Foreign Office:

[http://travelhealthpro.org.uk/country/201/south-africa#Vaccine\\_recommendations](http://travelhealthpro.org.uk/country/201/south-africa#Vaccine_recommendations)

### HIV/Aids in south Africa:

As in other countries, HIV/Aids is a serious concern in South Africa and one you must be aware of. You should at all times be careful when dealing with an injured person to avoid the risk of infection. Always take necessary precautions and avoid sexual contact.

### Malaria:

The Eastern Cape Province is malaria and bilharzia free – protection would only be required if you travel further afield, e.g. to parts of the Kruger Park, the Northern Province, Mpumalanga, northern KwaZulu Natal and Zululand. The risk of contracting the disease is negligible provided you take the standard precautions. Malaria tablets, a good insect repellent and particularly in the evening, long-sleeved shirts and mosquito coils are advisable precautions.

<http://www.sa-venues.com/malaria-risk-areas.htm>

### Sun:

We have a warm sunny climate and you should wear sunscreen and a hat whenever you are out of doors during the day, particularly between 10am and 4pm - regardless of whether there is cloud cover or not. Even if you have a dark complexion, you can still get sunburned if you are from a cooler climate and have not had much exposure to the sun. Sunglasses are also recommended, as the glare of the African sun can be very strong.

### Drinking Water:

Drinking water is available at the project, either in the form of purified tap water or rain water from collection tank – both are perfectly safe for consumption.

ARRIVAL

CONTACT DETAILS

USEFUL INFORMATION

ACCOMMODATION & LIFESTYLE

RECOMMENDED KIT LIST

---



ANY QUESTIONS?


+44(0) 207 193 7819

info@gapafriaprojects.com

---



FOLLOW US

 [www.facebook.com/gapafriaprojects](http://www.facebook.com/gapafriaprojects)

 @gap\_africa

GAP  
AFRICA  
PROJECTS







---



## INSURANCE

Personal travel insurance is compulsory. Travel insurance does not need to be expensive and there are many good deals available for backpackers etc. Always be sure to check the insurance plan details and ensure that you are covered for theft, loss, illness and injury. Check to see if your medical benefits are paid out as they incur or on your return home. Also, automatic coverage received when booking your flight by credit card will not be sufficient. Please follow this link to our preferred insurer

<https://www.endsleigh.co.uk/personal/gap-africa-projects/>

## PASSPORT REQUIREMENTS

It can take up to 6 weeks to obtain a passport - remember to start this process timorously. Important: Your passport needs to be valid for 30 days after your return to your home country and have one fully blank pages side by side.

## VISA REQUIREMENTS

At present, a temporary visitor's permit, valid for up to 90 days is granted for nationals from the EU, USA, Canada, Australia and New Zealand. This is granted on presentation of your passport at arrival. If you are intending to stay for longer than 90 days, it is recommended that you apply for a visa at your local South African Consulate.

The latest visa requirements are available at this link:  
([http://www.homeaffairs.gov.za/visa\\_detail.asp](http://www.homeaffairs.gov.za/visa_detail.asp))

Remember: As a volunteer, you are not paid to work and should therefore declare your purpose of visit as 'holiday' or 'tourism'.

## UNDER 18'S TRAVEL REQUIREMENTS

Anyone under the age of 18 travelling to or through South Africa will now require further documentation that will need to be presented on all leagues of your journey. It is very important that you have the correct documentation in place in preparation for your travels. Please visit the following link for further information:


<http://www.dha.gov.za/index.php/civic-services/traveling-with-children>

## STAY SAFE OVERSEAS - KBYG

The better prepared you are when you travel abroad, the safer you will be. The Foreign and Commonwealth Office offers 'Know before you go' travel advice, including simple precautions you can take before and during your trip.

To find out more, check out their website:

[www.fco.gov.uk/travel](http://www.fco.gov.uk/travel)



### ARRIVAL

### CONTACT DETAILS

### USEFUL INFORMATION



### ACCOMMODATION & LIFESTYLE

### RECOMMENDED KIT LIST

---



### ANY QUESTIONS?

+44(0) 207 193 7819

✉  
info@  
gapafricaprojects.com

---



### FOLLOW US

f [www.facebook.com/gapafricaprojects](http://www.facebook.com/gapafricaprojects)

t @gap\_africa

# GAP AFRICA PROJECTS







## YOUR ACCOMMODATION

Whilst conducting your Conservation Project you will be accommodated at the purpose built student centre which is situated on the Main Reserve. The center boasts ten purpose built tents that sleep two people per tent in single beds, each tent also has lighting and electricity supply. Shared ablutions of toilets and Showers are available with running hot and cold water. There is also a number of communal facilities including a lecture room, canteen, storage fridge, lounge and entertainment area. The center also has access to Wi-Fi. Three meals are provided on a daily on a semi-participation basis and students are expected to assist in preparation of meals etc. Meals will either be served at the facility itself or taken as a pre-packed serving, depending on planned or as result of unscheduled activities.

### Weekends & Evenings:

Most evenings are spent at leisure in the camp enjoying the sights and sounds of Wild Africa.

Sunday is an off day and there are several local activities to do which include horse riding and ziplining. Most students choose to relax in camp after a busy week.



ARRIVAL

CONTACT DETAILS

USEFUL INFORMATION

ACCOMMODATION & LIFESTYLE

RECOMMENDED KIT LIST



ANY QUESTIONS?



+44(0) 207 193 7819



info@gapafriaprojects.com



FOLLOW US



www.facebook.com/gapafriaprojects



@gap\_africa

GAP AFRICA PROJECTS







## KIT LIST

- Short sleeve shirts
- Long work trousers and shorts (Or work trousers with zip-off longs)
- T shirts
- Hiking Boots/comfortable walking shoes to work in every day
- Rain jacket
- Sweat shirt/Fleece (Winter months pack plenty)
- Padded parka jacket/windbreaker - warm (it can get very cold on an open vehicle - even on a summer evening)
- Daypack rucksack
- Sleeping Bag – for sleep out / camping in summer months (weather dependent)Socks
- Warm Hat (in winter only) /Hat for sun protection (all year round)
- Working gloves
- Gloves for warmth (in winter only)
- Changes of casual clothes for evenings
- Underwear
- Sandals / comfy shoes to wear after work hours
- Bath towel
- Beach towel
- Swimming costume
- Toiletries
- Tick / insect repellent

### Other useful items:

- Binoculars
- Good torch
- Water bottle
- Camera
- Spare batteries
- Sunglasses
- Personal medical goodies
- Cards/CD's
- Sunscreen
- Mammal/bird book
- Notebook/diary and pen

### ARRIVAL

### CONTACT DETAILS

### USEFUL INFORMATION

### ACCOMMODATION & LIFESTYLE

### RECOMMENDED KIT LIST




### ANY QUESTIONS?

+44(0) 207 193 7819

info@  
gapafricaprojects.com



### FOLLOW US

 [www.facebook.com/gapafricaprojects](http://www.facebook.com/gapafricaprojects)

 @gap\_africa

GAP  
AFRICA  
PROJECTS

